

Leica EG1150

Convenient and comfortable tissue embedding center





Spacious work surface

The large work surface area with a robust finish allows you to set out multiple cassettes and molds in preparation for embedding, greatly improving specimen throughput.



Modern technology for comfortable embedding

The Leica EG1150 modular tissue embedding center incorporates two separate components, the Leica EG1150C cold plate and the Leica EG1150H heated embedding module. The independent modules offer the flexibility to arrange embedding workflow in the direction that best suits your laboratory.

ADJUSTABLE EMBEDDING CENTER HEIGHT

In addition to the already low, comfortable working position, you can adjust the work surface height for optimum ergonomics.

LEFT OR RIGHT HANDED WORKFLOW

The modular system of the Leica EG1150 allows the placement of the cold plate onto either end of the heated embedding module allowing the technician to embed in either a right or left handed direction.

ROUNDED ARM RESTS

Rounded arm rests provide a comfortable working position free from any hard pressure points on technician's arms.

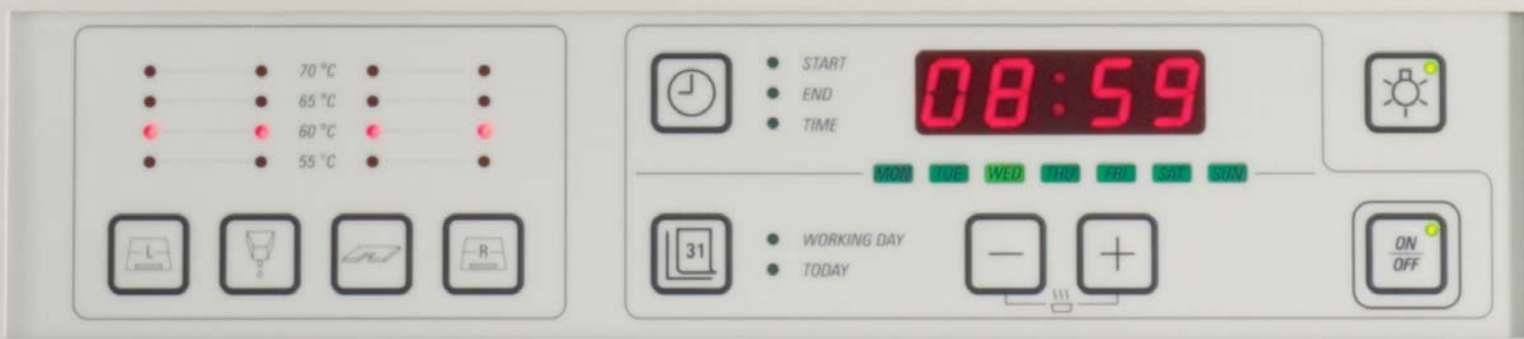
TISSUE CASSETTE AND MOLD WARMING TRAYS LOCATED AT THE SAME LEVEL

No need for excessive arm movements while embedding. Tissue cassettes and molds are kept at the same level providing a comfortable workflow with minimum effort.

POSITION ADJUSTABLE HALOGEN LIGHT AND MAGNIFIER

Bright, even illumination of the work area is provided by the position adjustable halogen lamp. A position adjustable magnifier is also available as an option to facilitate specimen orientation when embedding.





1



2



3



4



5

1. All functions of the Leica EG1150 are controlled through the easy to read LED display, including temperature settings for left and right hand warming trays, paraffin reservoir, and working surface. Work days and times can be programmed for automatic instrument operation.
2. The paraffin drain system prevents liquid paraffin from accumulating on the spacious work surface. Excess paraffin is drained into one of the two large heated paraffin collecting trays, both of which can be removed for emptying.
3. The large Peltier element cold spot is designed to assist tissue orientation even with large Super Mega Cassettes.
4. The heated, removable forceps holder is easily accessible from either side.
5. Tissue cassette and mold warming trays are interchangeable to accommodate changes in embedding workflow.



The Leica EG1150C cold plate is held at a constant temperature of $-5\text{ }^{\circ}\text{C}$. The easy to load, large capacity plate can hold in excess of 70 standard cassette molds. An optional cover reduces frost build up in high humidity environments.

Additionally, the cold plate can be used as a stand alone unit for pre-cooling blocks prior to sectioning.



LEICA EG1150H DISPENSER CLIP

With the especially smooth-running, height-adjustable and rotary dispenser clip, paraffin can either be dispensed manually or by pushing the embedding mold against the clip. A third option, when working with large embedding molds, is to fold the dispenser clip backwards and activate the paraffin flow via the foot switch, available as an optional accessory.



Leica EG F Heatable Forceps

Safe Tissue Sample Transfer for Paraffin Embedding

The Leica EG F electronically heatable forceps are designed for easy, safe transfer of tissue samples during the paraffin embedding process. The tips of the forceps are heated to a preselected temperature that will prevent the specimens from sticking and protect them from being damaged by excessive heat. The temperature is constant, so it is no longer necessary to change forceps every few specimens.

- › Electronically heatable forceps with control unit
- › Forceps holder can be positioned on the left or right of the control unit
- › Large, ergonomically designed forceps grip for easy use
- › Tip width (standard): 1 mm, forceps opening: approx. 7 mm
- › Heatable forceps with spiral cable
- › Temperature of tips between 55 °C (130 °F) and 70 °C (158 °F), selectable in 1 °C steps, accuracy: 3K
- › Can be switched from °C to °F
- › Heat phase indicated by flashing LED
- › Overheating protection

Options:

- › Replaceable heatable forceps with spiral cable, tip width 1 mm
- › Replaceable heatable forceps with spiral cable, tip width 2 mm
- › External forceps receptacle

LEICA EG F – TECHNICAL SPECIFICATIONS

Dimensions (d x w x h):	155 mm x 80 mm x 100 mm
Weight:	approx. 1.5 kg
Approvals:	CE, CSA
Operating temperature range:	+15 °C to +40 °C
Relative humidity:	max. 60 %, non-condensing





LEICA EG1150C AT A GLANCE

- › Constant temperature of the cold plate at -5 °C
- › Approx. 70 cassette molds capacity
- › Acrylic cover (optional)

Leica EG1150 C – TECHNICAL SPECIFICATIONS

Admissions:	UL
Nominal supply voltages (AC ± 10 %):	230 V/50 Hz, 120 V/60 Hz 100 V/50 - 60 Hz, 240 V/50 Hz
Maximum power draw:	350 VA
Operating temperature range:	+18 °C to +40 °C
Working temperature:	-5 °C at 22 °C ambient temperature, after 20 min.
Relative air humidity:	maximum 60 %, non-condensing
Dimensions and weights	
Instrument dimensions (w x d x h):	360 x 650 x 360 mm
Cold plate (w x d):	330 x 370 mm
Cold plate capacity:	70 standard cassette molds
Weight:	23 kg



LEICA EG1150H AT A GLANCE

- › Height-adjustable, rotary and fold-back clip for activating the paraffin flow with the embedding mold, manually or via foot switch
- › Setting screw for precise paraffin flow rate adjustment.
- › Paraffin flow via gravitational force
- › Spacious, heated work surface with paraffin drain system for interim storage of molds and cassettes
- › Two heated, removable paraffin collecting trays
- › Adjustable temperatures for paraffin reservoir, working surfaces and integrated warming trays, between 55 °C to 70 °C in 5 K increments
- › Enhanced mode, selectable for rapid paraffin melting when working in shifts
- › Programmable on and off timer
- › Magnifier (optional)
- › Foot switch (optional)

Leica EG1150 H – TECHNICAL SPECIFICATIONS

Admissions:	UL
Nominal supply voltages	100 - 120 V, 50/60 Hz 230 - 240 V, 50/60 Hz
Maximum power draw:	1100 VA
Operating temperature range:	+18 °C to +40 °C
Working temperatures:	55 °C to 70 °C adjustable in 5 K increments
Relative air humidity:	maximum 60 %, non-condensing
Capacity	
Paraffin reservoir:	3 l
Cassette tray/warming tray:	approx. 100 cassettes
Dimensions and weights	
Instrument dimensions (w x d x h):	500 x 640 x 360 mm
Working surface (w x d):	2 x 210 x 175 mm
Cool spot:	68 x 68 mm
Weight:	approx. 30 kg

The Leica EG1150C and Leica EG1150H instruments are manufactured in accordance with UL, CSA, IEC, C-Tick and VDE standards. Comprehensive range of accessories on request. Technical specification subject to change.



TOTAL EMBEDDING SOLUTIONS

Great sections rely on careful embedding.

Leica embedding solutions help you ensure correct tissue orientation, avoid heat damage, and create the ideal block shape.

Setup a Leica embedding center to match your workflow, select base molds that match your cassettes and choose the ideal paraffin wax for your laboratory.

LEICA BIOSYSTEMS

Leica Biosystems is a global leader in workflow solutions bringing histopathology laboratories and researchers the highest quality, most comprehensive product range in anatomical pathology. With complete histology systems featuring innovative automation, Novocastra™ reagents and Surgipath® consumables, Leica Biosystems offers the ideal product for each histology step and high-productivity workflow solutions for the entire laboratory.

Leica Biosystems – an international company with a strong network of worldwide customer services:

North America Sales and Customer Support

North America	800 248 0123
---------------	--------------

Asia/Pacific Sales and Customer Support

Australia	1800 625 286
China	+85 2 2564 6699
Japan	+81 3 5421 2804
South Korea	+82 2 514 65 43
New Zealand	0800 400 589
Singapore	+65 6779 7823

Europe Sales and Customer Support

For detailed contact information about European sales offices or distributors please visit our website.



Leica Biosystems brings together products, quality and support.

Offering a complete solution that helps you advance workflows, enhance diagnostic clarity and deliver what really matters – better patient care.