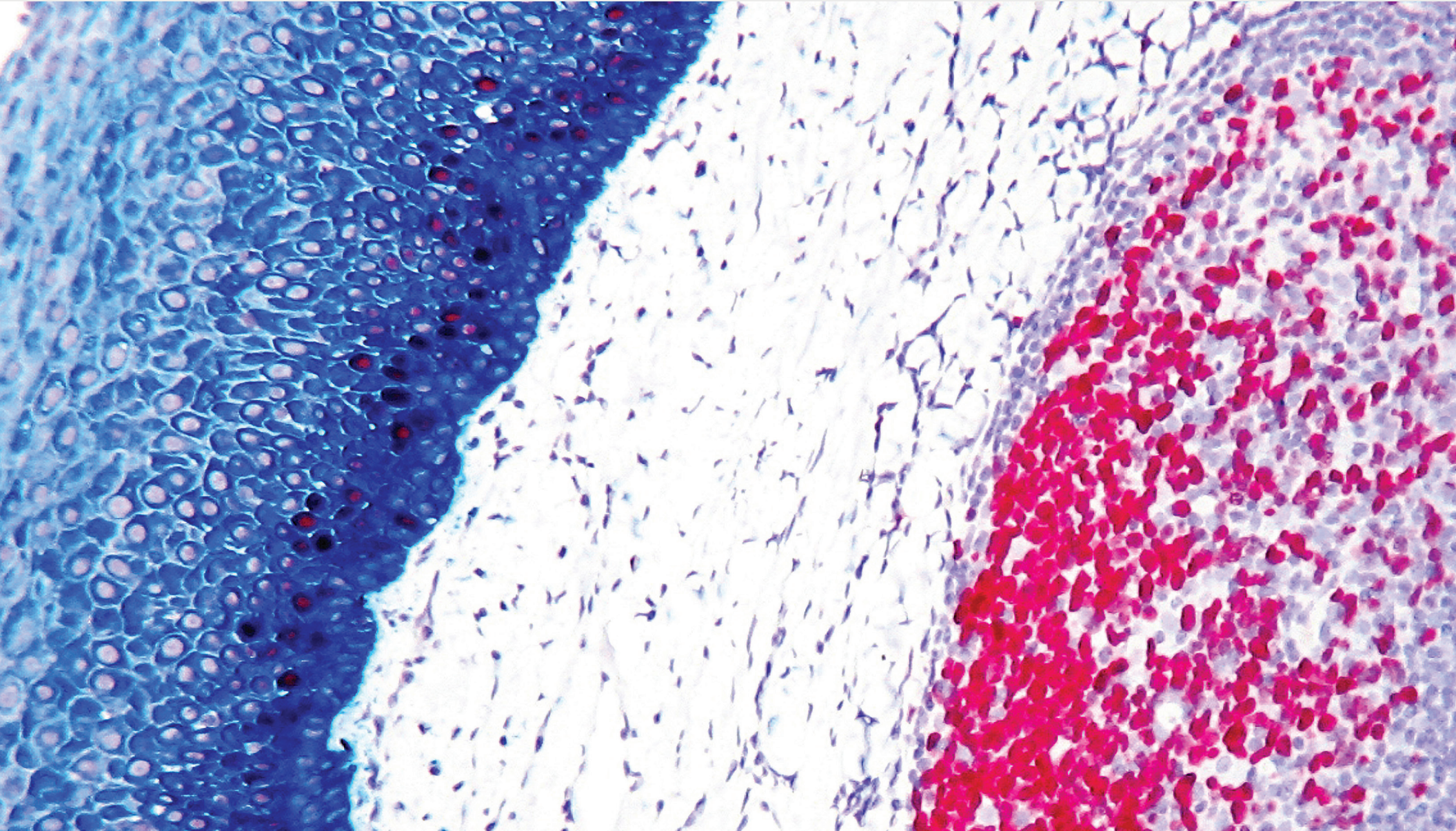






Antibodies for IHC





Key to Abbreviations

SPECIES REACTIVITY

Human 

Mouse 

Rat 

Other(s) 

Mammalian

Species-independent

APPLICATIONS

ChIP Chromatin Immunoprecipitation

ELISA Immunoassay & Assay Kits

EM Electron Microscopy

FC Flow Cytometry

FUNC Functional Assay

ICC Immunocytochemistry

IF Immunofluorescence































IHC Immunohistochemistry

IP Immunoprecipitation





























































RIA Radioimmunoassay































































WB Western Blot
































PRODUCT NAME	PRODUCT #	HOST	SPECIES REACTIVITY	APPLICATIONS
14-3-3 β/ζ, mAb (22-ii-D8B)	ADI-KAM-CC012	Mouse	+	ICC, IHC, WB
14-3-3, pAb	BML-SA483	Rabbit	Mammalian +	IHC, IP, WB
14-3-3β, pAb	BML-SA474	Rabbit	+	ELISA, IHC, WB
14-3-3γ (human), mAb (CG31)	BML-SA422	Mouse		IHC, IP, WB
14-3-3γ, pAb	BML-SA477	Rabbit	+	ELISA, IHC, WB, Affinity Chromatography
14-3-3ε (CT), pAb	BML-SA475	Rabbit	+	ELISA, IHC, WB
14-3-3ε (NT), pAb	BML-SA478	Rabbit	+	ELISA, IHC, WB, Affinity Chromatography
14-3-3ζ, pAb	BML-SA482	Rabbit	+	IHC, WB, Affinity Chromatography
14-3-3η, pAb	BML-SA476	Rabbit	+	IHC, WB
14-3-3τ/θ, pAb	BML-SA481	Rabbit	+	IHC, WB
19S Proteasome (ADRM1), pAb	ENZ-ABS296	Rabbit		ELISA, ICC, IHC, WB
3-Nitrotyrosine, mAb (39B6)	ALX-804-505	Mouse	Species-independent	ELISA, IHC, IP, WB
7B2, pAb	BML-SA1100	Rabbit		IHC, WB
8-Hydroxyguanosine, pAb	ALX-210-802	Goat	Species-independent	ELISA, IHC
90K/Mac-2 BP (human), mAb (SP-2)	ALX-801-077	Mouse		IHC, WB
A1 Adenosine receptor (rat), pAb	BML-SA653	Rabbit		ICC, IHC, WB
A20, mAb (59A426)	ADI-AAM-009	Mouse		IHC, IP, WB
A2A Adenosine receptor, pAb	BML-SA654	Rabbit		IHC, WB
A3 Adenosine receptor, pAb	BML-SA656	Rabbit		ICC, IHC, WB
Acetylated Lysine, pAb (HRP conjugate)	ADI-KAP-TF1203	Rabbit	Species-independent	ELISA, IF, IHC, WB
Acetylcholinesterase, mAb (ZR3)	ALX-802-004	Mouse	+	IHC, IP
ADAM12 (cytoplasmic domain) (human), pAb	BML-SA624	Rabbit		IHC, WB
Adiponectin receptor 1, pAb	ALX-210-645	Goat		ICC, IHC, WB
Adiponectin receptor 2 (human), pAb	ALX-210-646	Goat		ICC, IHC, WB
Adiponectin receptor 2 (mouse), pAb	ALX-210-647	Goat		ICC, IHC, WB
Adiponectin, pAb	ADI-905-714	Rabbit		IHC, WB
ADP-ribosylation factor, mAb (1D9)	ALX-804-028	Mouse	+	ICC, IHC, IP, WB
Adrenergic receptor α1b, pAb	ADI-905-785	Rabbit		ELISA, IHC, WB
Adrenergic receptor α2a, pAb	ADI-905-748	Rabbit		ELISA, IHC, WB
Adrenergic receptor α2a, pAb	ALX-210-147	Rabbit		IHC, WB
Adrenergic receptor β2, pAb	ADI-905-742	Rabbit		ELISA, IHC, WB

PRODUCT NAME	PRODUCT #	HOST	SPECIES REACTIVITY	APPLICATIONS
Adrenocorticotrophic hormone, mAb (57)	BML-AA6240	Mouse	 +	IHC
Aggrecan, mAb (5C5)	ALX-803-311	Mouse	 +	ELISA, IHC, IP, WB
Aggrecan, mAb (5D3)	ALX-803-313	Mouse	 +	ELISA, IHC, IP, WB
Agrin, mAb (Agr-131)	ADI-AGR-530	Mouse		ICC, IHC, WB, Microarray
Agrin, mAb (Agr-247)	ADI-AGR-540	Mouse		IHC, WB
Agrin, mAb (Agr-33)	ADI-AGR-510	Mouse		ICC, IHC, WB
AIF (IN), pAb	ADI-905-168	Rabbit		IHC, WB
Akt [pSer473], mAb (11E6)	ALX-804-401	Mouse	 +	ELISA, FC, IHC, IP, WB
Akt, pAb	ADI-KAP-PK004	Rabbit		IHC, IP, WB
Amphiphysin, mAb (3)	ADI-VAM-SV030	Mouse	 +	IHC, IP, WB
Angiotensin II receptor AT1, pAb	ADI-905-743	Rabbit		ELISA, IHC, WB
Angiotensin II receptor AT1, pAb (DY-682 conjugate)	ADI-905-813	Rabbit		ELISA, IHC, WB
Angiotensin II receptor AT1, pAb (DY-800 conjugate)	ADI-905-814	Rabbit		IHC, WB
Angiotensin II receptor AT2, pAb	ADI-905-746	Rabbit		ELISA, IHC, WB
Angiotensin II receptor AT2, pAb (DY-682 conjugate)	ADI-905-815	Rabbit		ELISA, IHC, WB
Apaf-1 (CT), pAb	ADI-905-179	Rabbit		IHC, WB
Apaf-1 (human), mAb (2E12)	ALX-804-348	Rat		ELISA, ICC, IHC, IP, WB
Apaf-1, pAb	ADI-AAP-300	Rabbit	 +	IHC, WB
APP, mAb (1G6)	ENZ-ABS128	Mouse		ELISA, IHC, WB
APP, mAb (D3B10)	ENZ-ABS145	Mouse		ELISA, IHC, WB
APP, mAb (LN27)	ENZ-ABS126	Mouse		IHC, WB
APP, pAb	ADI-NBA-102	Rabbit		IHC, WB
APRIL (human), mAb (Aprily-2)	ALX-804-844	Mouse		IHC
APRIL (human), mAb (Aprily-8)	ALX-804-149	Mouse		FC, ICC, IHC, IP, WB
APRIL, pAb	ADI-CSA-836	Rabbit		IHC, WB
Apurinic/apurimidinic endonuclease (human), mAb (13B 8E5C2)	ALX-804-213	Mouse		IHC, IP, WB
Apurinic/apurimidinic endonuclease, pAb	ALX-210-723	Rabbit		ICC, IHC, WB
Aromatic L-amino acid decarboxylase, pAb	BML-AZ1030	Rabbit	 +	IHC, WB
ARTS, pAb	ADI-905-172	Rabbit		IHC, WB
Aryl hydrocarbon receptor, mAb (RPT1)	ALX-804-421	Mouse		IF, IHC, IP, WB






























PRODUCT NAME	PRODUCT #	HOST	SPECIES REACTIVITY	APPLICATIONS
Aryl hydrocarbon receptor, mAb (RPT9)	ALX-804-423	Mouse		ICC, IHC, IP, Gel Shift, ChIP
ATF2 (human) [pSer490/498], pAb	BML-SA532	Rabbit		IHC, WB
ATF6, mAb (70B1413.1)	ALX-804-381	Mouse	+	ICC, IHC, IP, WB, ChIP
Atrial natriuretic peptide, mAb (23/1)	BML-AA6244	Mouse		IHC
Atrial natriuretic peptide, pAb	BML-AA1105	Rabbit	+	IHC
Atrial natriuretic peptide, pAb	BML-AZ1072	Rabbit	Species-independent	IHC
ATRIP (human), pAb	ALX-210-066	Rabbit		IHC, IP, WB
AU1, pAb	ENZ-ABS194	Rabbit	Species-independent	ELISA, IHC, WB
Aurora B [pThr232], pAb	ADI-KAP-CC203	Rabbit		IHC, WB
BACE2 (NT), pAb	ADI-905-290	Rabbit		IHC, WB
Bad, mAb (5E6)	ADI-905-638	Mouse		ICC, IHC, IP, WB
Bad, pAb	ADI-AAP-020	Rabbit	+	IHC, WB
BAFF (human), mAb (4D3)	ALX-804-159	Mouse		FC, IHC, FUNC
BAFF receptor (CT) BR3, pAb	ADI-905-305	Rabbit		IHC, WB
BAFF, mAb (Buffy-2)	ALX-804-131	Rat		FC, IHC, WB
BAFF-R (human), mAb (11C1)	ALX-804-807	Mouse		FC, IHC
BAG-1 (mouse) (CT), pAb (Bur 1702)	ALX-210-009	Rabbit		IHC, IP, WB
BAG-3, mAb (AC-1)	ALX-803-323	Mouse		ELISA, ICC, IHC, IP, WB
Bak, pAb	ALX-210-002	Rabbit		IHC, WB
Bak, pAb	ADI-AAP-030	Rabbit	+	IF, IHC, IP, WB
BAP31, mAb (A1/182)	ALX-804-601	Mouse	+	ELISA, FC, ICC, IHC, IP, WB
BAP31, mAb (CC-1)	ALX-804-812	Rat	+	ELISA, ICC, IHC, IP, WB
BAR (human), pAb (AR-48)	ALX-210-016	Rabbit		ICC, IHC, WB
Bassoon, mAb (SAP7F407)	ADI-VAM-PS003	Mouse		ICC, IF, IHC, IP, WB
Bax, mAb (4F11)	ADI-AAM-140	Mouse		IHC, IP, WB
Bax, pAb	ADI-AAS-040	Rabbit		IHC, IP, WB
Bcl-2, pAb	ADI-AAS-070	Rabbit	+	IHC, WB
Bcl-XL/S, pAb (1695)	ALX-210-004	Rabbit		IHC, WB
BCMA, pAb	ADI-905-306	Rabbit		ELISA, IF, IHC, WB
Beclin-1, pAb	ADI-905-721	Rabbit		IHC, WB
Bid (human), pAb (AR-54)	ALX-210-006	Rabbit	+	IHC, WB
Biliverdin Reductase, pAb	ADI-OSA-400	Rabbit	+	IHC, WB
































PRODUCT NAME	PRODUCT #	HOST	SPECIES REACTIVITY	APPLICATIONS
Bim/BOD, pAb	ADI-AAP-330	Rabbit	  	IHC, WB
BimL, mAb (5E5)	ALX-804-352	Rat	  +	FC, ICC, IHC, IP, WB
BimS/EL/L, mAb (10B12)	ALX-804-528	Rat	   +	ELISA, FC, ICC, IHC, IP, WB
BimS/EL/L, mAb (14A8)	ALX-804-351	Rat	  +	FC, ICC, IHC, IP, WB
Bnip3L (IN), pAb	ADI-905-185	Rabbit		IHC, WB
Bombesin, pAb	BML-BA1115	Rabbit	 +	IHC
Bone sialoprotein, pAb	ALX-210-312	Rabbit	 	ELISA, ICC, IHC, WB
Bradykinin receptor B1, pAb	ADI-905-787	Rabbit	 	ELISA, IHC, WB
Bradykinin receptor B2, pAb	ADI-905-747	Rabbit	 	ELISA, IHC, WB
Brain natriuretic peptide, pAb	BML-BA1117	Rabbit	 	IHC
Brain-derived neurotrophic factor, pAb	BML-SA665	Rabbit	 	ICC, IHC, WB
BrdU, mAb (2B1)	ADI-MSA-200	Mouse	Species-independent	FC, IHC
Breast cancer resistance protein (human), mAb (BXP-21)	ALX-801-029	Mouse		ICC, IHC, WB
Breast cancer resistance protein (human), mAb (BXP-34)	ALX-801-027	Mouse		FC, ICC, IHC
Breast cancer resistance protein, mAb (BXP-53)	ALX-801-036	Rat	 	ICC, IHC, WB
Calcitonin gene related peptide, mAb (CD8)	BML-CA1135	Mouse	 +	IHC
Calcitonin gene related peptide, pAb	BML-CA1134	Rabbit	  	IHC
Calcitonin gene related peptide, pAb	BML-CA1137	Sheep	  +	IHC
Caldesmon (human), mAb (TD107)	BML-CA1120	Mouse		ICC, IHC, WB
Calnexin, pAb	ADI-SPA-860	Rabbit	   +	ICC, IHC, IP, WB
Calnexin, pAb	ADI-SPA-865	Rabbit	   +	ICC, IF, IHC, IP, WB, EM
Calreticulin, mAb (FMC 75)	ADI-SPA-601	Mouse	 +	ICC, IHC, IP, WB
Calreticulin, pAb	ADI-SPA-600	Rabbit	   +	ICC, IHC, IP, WB
Calreticulin, pAb	ALX-210-126	Rabbit	   +	FC, ICC, IHC, IP, WB
CaMKII, mAb (6G9)	ADI-KAM-CA002	Mouse	 	Assay, IHC, WB
CaMKII, pAb	ADI-KAP-CA002	Rabbit	   +	IHC, WB
Cannabinoid receptor 1 (extracellular), pAb	BML-SA634	Rabbit	 	IHC, WB
Cannabinoid receptor 1, pAb	ALX-210-316	Rabbit	   +	FC, ICC, IHC, WB
Cannabinoid receptor 1, pAb	ALX-210-314	Rabbit	 	ICC, IHC, WB
Cannabinoid receptor 2 (extracellular) (human), pAb	BML-SA636	Rabbit		FC, IHC, WB
Cannabinoid receptor 2 (human) (1-33), pAb	ALX-210-315	Rabbit		FC, ICC, IHC, WB

PRODUCT NAME	PRODUCT #	HOST	SPECIES REACTIVITY	APPLICATIONS
Cannabinoid receptor 2, pAb	ALX-210-315	Rabbit	 	FC, ICC, IHC, WB
Cannabinoid receptor CB1, pAb	ADI-905-708	Rabbit	   +	ELISA, IHC, WB
Cannabinoid receptor CB2, pAb	ADI-905-749	Rabbit		ELISA, IHC, WB
Cardif/MAVS (human), mAb (58N3B6)	ENZ-ABS259	Mouse		IHC, WB
CARMA1, pAb	ENZ-ABS101	Rabbit	 	IHC, WB
Casein Kinase 2 α , pAb	ADI-KAP-ST010	Rabbit	   +	IF, IHC, WB
Caspase-1 (human), pAb	BML-SA101	Rabbit		IHC, WB
Caspase-1, pAb	ALX-210-804	Rabbit	  	ICC, IHC, IP, WB
Caspase-12, pAb	ADI-AAP-122	Rabbit	  	IHC, WB
Caspase-2, mAb (10C6)	ALX-804-355	Rat	   +	ELISA, FC, ICC, IHC
Caspase-3 (active), pAb	ALX-210-807	Rabbit	  	IHC, WB
Caspase-3, mAb (31A1067)	ALX-804-305	Mouse	  	IHC, WB
Caspase-3, pAb	ADI-AAP-113	Rabbit	   +	IHC, WB
Caspase-7, mAb (10-1-62)	ADI-AAM-137	Mouse	   +	IHC, WB
Caspase-7, mAb (7-1-11)	ADI-AAM-127	Mouse	   +	IHC, WB
Caspase-8 (human), mAb (12F5)	ALX-804-242	Mouse		IHC, IP, WB
Caspase-8, mAb (5F7)	ADI-AAM-118	Mouse		IHC, IP, WB
Caspase-9, mAb (2-22)	ADI-AAM-149	Mouse	 +	IHC, IP, WB
Caspase-9, pAb	ADI-AAP-149	Rabbit	   +	ICC, IHC, WB
Caspase-9, pAb (Bur 49)	ALX-210-014	Rabbit	   +	ICC, IHC, WB
Caspase-9, pAb (Bur 73)	ALX-210-015	Rabbit	   +	ICC, IHC, IP, WB
Cathepsin B/Procathepsin B (human), mAb (CB 59-4B11)	ALX-804-431	Mouse		IHC, WB
Cathepsin L/procathepsin L (human), mAb (CLP 1/36)	ALX-804-292	Mouse		IHC, WB
Cathepsin L/procathepsin L, mAb (CPLH 33/2)	ALX-804-291	Mouse	 	ELISA, IHC, WB
Caveolin-3, pAb	ALX-210-241	Rabbit	  	ICC, IF, IHC, IP, WB
CCL1 (human), mAb (8P16-N4-L21)	ALX-804-489	Mouse		IHC
CCL2 (human), mAb (5D3-F7)	ALX-804-465	Mouse		ELISA, ICC, IHC, IP, WB
CCL2 (human), mAb (5J.1)	ALX-804-594	Mouse		IHC
CCR10 (human), pAb	ALX-210-849	Goat		ELISA, FC, ICC, IHC, WB
CCR10 (mouse), pAb	ALX-210-848	Goat		FC, ICC, IHC, WB
CCR2 (human), pAb	ALX-210-821	Goat		ICC, IHC, WB






























PRODUCT NAME	PRODUCT #	HOST	SPECIES REACTIVITY	APPLICATIONS
CCR3 (human), pAb	ALX-210-822	Goat		ICC, IHC, WB
CCR3 (mouse), pAb	ALX-210-641	Goat		ICC, IHC, WB
CCR4 (human), pAb	ALX-210-622	Goat		ICC, IHC, WB
CCR4 (mouse), pAb	ALX-210-621	Goat		ELISA, FC, ICC, IHC, WB
CCR4 (mouse), pAb	ALX-210-742	Rabbit		ICC, IHC, WB
CCR5 (human), pAb	ALX-210-823	Goat		ELISA, ICC, IHC, WB
CCR5 (NT), pAb	ADI-905-277	Rabbit		IHC, WB
CCR6, pAb	ALX-210-843	Goat		ELISA, FC, ICC, IHC
CCR7, pAb	ALX-210-844	Goat		FC, ICC, IHC, WB
CCR8 (human) (NT), pAb	ALX-210-762	Goat		FC, ICC, IHC, WB, FUNC
CCR8 (human), pAb	ALX-210-764	Goat		ICC, IHC, WB
CCR8 (mouse), pAb	ALX-210-845	Goat		ICC, IHC, WB
CCR9 (human), pAb	ALX-210-847	Goat		ELISA, ICC, IHC, WB, FUNC
CD163 (human) clonal antibody (K20-T)	ALX-810-213	Rabbit		IHC
CD163 (human) clonal antibody (K20-T) (Ready-to-Use)	ALX-810-413	Rabbit		IHC
CD18 (human), mAb (MEM-48)	ALX-805-062	Mouse		FC, IHC, IP, WB, FUNC
CD20 (human) clonal antibody (E17-P)	ALX-810-209	Rabbit		IHC
CD31 (human), mAb (Gi18)	ALX-805-003A	Mouse		FC, IHC, WB
CD39 (human), mAb (AC2.5)	ENZ-ABS233	Mouse		FC, IHC, IP
CD39 (human), mAb (AC2.5) (biotin conjugate)	ENZ-ABS237	Mouse		IHC, WB
CD40 (human), mAb (G28-5)	ENZ-ABS130	Mouse		FC, IHC, FUNC
CD40 (human), mAb (G28-5) (biotin conjugate)	ENZ-ABS129	Mouse		FC, IHC
CD40 (human), mAb (mAb 89)	ENZ-ABS148	Mouse		FC, IHC, FUNC
CD40 (human), mAb (mAb 89) (Alexa Fluor® 488)	ENZ-ABS131	Mouse		FC, IF, IHC
CD40 (human), mAb (mAb 89) (biotin conjugate)	ENZ-ABS146	Mouse		FC, IHC
CD44std (human), mAb (SFF-304)	ALX-801-089	Mouse		FC, IHC, WB
CD44std (human), mAb (SFF-304) (FITC conjugate)	ALX-801-089F	Mouse		FC, IHC, WB
CD44var(v10) (human), mAb (VFF-14)	ALX-801-084	Mouse		IHC, WB
CD44var(v3-v10) (human), pAb	ALX-210-234	Goat		IHC, WB
CD45 (human) clonal antibody (E19-G)	ALX-810-210	Rabbit		IHC
CD45 (human) clonal antibody (E19-G) (Ready-to-Use)	ALX-810-410	Rabbit		IHC



















































PRODUCT NAME	PRODUCT #	HOST	SPECIES REACTIVITY	APPLICATIONS
CD45 (human), mAb (MEM-28)	ALX-805-041	Mouse		FC, ICC, IHC, IP, WB
CD49b/CD29 complex (human), mAb (Gi14)	ALX-805-030	Mouse		Assay, FC, IHC, IP
CD49f (human), mAb (MAR6)	ALX-804-621	Mouse		FC, IHC, IP
CD51 (human), mAb (L230)	ALX-803-304	Mouse		ELISA, FC, IF, IHC, IP, FUNC
CD51, pAb	ALX-210-537	Rabbit	Species-independent	ELISA, ICC, IHC, IP, WB
CD54 (human) (domain D1), mAb (RR1/1)	ALX-805-016	Mouse		ELISA, FC, IHC, WB, FUNC
CD66e (human), mAb (26/3/13)	ALX-805-077	Mouse		ELISA, FC, IHC, WB
CD66e (human), pAb	ENZ-ABS196	Rabbit		IHC
CD68 (human), mAb (KP1)	ENZ-ABS150	Mouse		IHC
Cdc25A, mAb (DCS-121)	ADI-KAM-CC086	Mouse		IHC, WB
CDK1, mAb (17)	BML-SA119	Mouse	+	ELISA, IHC, WB
Cdk1/cdc2, mAb (5F6)	ADI-KAM-CC101	Mouse	+	IHC, IP, WB
Cdk1/cdc2, mAb (POH1)	ADI-905-777	Mouse		IHC, WB
CEACAM1 (human), mAb (GM8G5)	ALX-805-076	Mouse		FC, IHC
CEACAM6 (human), mAb (9A6)	ALX-805-083	Mouse		ELISA, FC, IHC, WB
CEACAM7 (human), mAb (BAC2)	ALX-805-079	Mouse		FC, IHC
CENP-A, mAb (3-19)	ADI-KAM-CC006	Mouse		ICC, IHC, WB
Ceramide, mAb (MID 15B4)	ALX-804-196	Mouse	Species-independent	ELISA, FC, ICC, IHC
c-erbB-2 (human) clonal antibody (A24-V)	ALX-810-227	Rabbit		IHC
c-erbB-2 (human), mAb (MGR2)	ALX-804-573	Mouse		FC, IHC, IP
c-Fos, pAb	ALX-210-130	Rabbit	+	ICC, IHC, IP, WB
Chk1, mAb (DCS-310)	ADI-KAM-CC111	Mouse		IHC, IP, WB
Chk2, mAb (DCS-270)	ADI-KAM-CC112	Mouse		IHC, IP, WB
Chk2, mAb (DCS-273)	ADI-KAM-CC113	Mouse		IHC, IP, WB
Cholecystokinin-39 (9-20), pAb	BML-CA1123	Rabbit	+	IHC
Cholecystokinin-39, pAb	BML-CA1124	Rabbit	+	IHC
Cholecystokinin-8, pAb	BML-CA1125	Rabbit	+	IHC
Chromogranin A (human), mAb (PHE5)	ENZ-C34932	Mouse		IHC
Chromogranin A (human), mAb (PHE5) (Ready-to-Use)	ENZ-30932	Mouse		IHC
Chromogranin A, mAb (LK2H10)	BML-CA2218	Mouse	Mammalian	IHC, WB, EM
Chromogranin A, pAb	ENZ-ABS268	Sheep		ELISA, IHC

PRODUCT NAME	PRODUCT #	HOST	SPECIES REACTIVITY	APPLICATIONS
CIKS (Act1), pAb	ADI-CSA-507	Rabbit		IHC, WB
c-Jun, pAb	ADI-KAP-TF104	Rabbit	 +	IF, IHC, WB
CLIMP-63, mAb (G1/296)	ALX-804-604	Mouse	 +	ELISA, FC, ICC, IHC, IP, WB
Clusterin (human), mAb (CLI-9)	ALX-804-126	Mouse		ICC, IHC, IP, WB
Collagen type I, mAb (5D8)	BPD-CSI-008-01	Mouse	 +	ELISA, IHC, WB
Collagen type III, mAb (1E7-D7/Col3)	BPD-CSI-007-01	Mouse	 +	ELISA, IHC, WB
Collagen type XII, mAb (378D5)	ALX-803-309	Mouse	 +	ELISA, IHC, IP, WB
Complement component C3 (rat), mAb (12E2)	BPD-HYB-118-02	Mouse		ELISA, IHC
Complement component C5b-9 (human), mAb (aE11)	BPD-DIA-011-01	Mouse		ELISA, IHC
Connexin 43, pAb	ADI-905-358	Rabbit		IHC, WB
COP9 signalosome Csn1 subunit, pAb	BML-PW8285	Rabbit	 +	IHC, IP, WB
COP9 signalosome Csn2 subunit, pAb	BML-PW8230	Rabbit		IHC, IP, WB
COP9 signalosome Csn3 subunit, pAb	BML-PW8235	Rabbit		IHC, WB
COP9 signalosome Csn8 subunit, pAb	BML-PW8290	Rabbit	 +	IHC, IP, WB
Cornulin (human), pAb (SZ1229)	ALX-210-922	Rabbit		IHC, WB
COX-2, pAb	BML-SA237	Rabbit	 +	IHC, IP, WB
Cpn10, pAb	ADI-SPA-110	Rabbit	 +	IHC, WB
c-Raf-1 [pTyr340/341], pAb	BML-SA366	Rabbit		IHC, WB
Cre-recombinase, mAb (7.23)	ENZ-ABS136	Mouse	Species-independent	IHC, WB
Cre-recombinase, mAb (7.23) (biotin conjugate)	ENZ-ABS113	Mouse	Species-independent	IHC, IP, WB
Cre-recombinase, pAb	ENZ-ABS204	Rabbit	Species-independent	IHC, WB
CSP, pAb	ADI-VAP-SV003	Rabbit	 +	IHC, IP, WB
CTRP3, pAb	ADI-905-716	Rabbit		IHC, WB
CTRP4, pAb	ADI-905-717	Rabbit		IHC, WB
CTRP5, pAb	ADI-905-718	Rabbit		IHC, WB
CTRP7, mAb (Anna-1)	ALX-804-835	Mouse		ELISA, IHC, IP, WB
Cu/Zn SOD, pAb	ADI-SOD-100	Rabbit	 +	IF, IHC, IP, WB
Cu/Zn SOD, pAb (biotin conjugate)	ADI-SOD-100B	Rabbit	 +	IF, IHC, IP, WB
CX3CR1 (NT), pAb	ADI-905-280	Rabbit		FC, IHC, WB
CXCR4 (human), pAb	ALX-210-819	Goat		ICC, IHC, WB, FUNC
CXCR4 (mouse), pAb	ALX-210-819	Goat		ICC, IHC, WB
CXCR6 (NT2), pAb	ADI-905-276	Rabbit		IHC, WB

PRODUCT NAME	PRODUCT #	HOST	SPECIES REACTIVITY	APPLICATIONS
Cyclin B1, mAb (V63)	ADI-KAM-CC195	Mouse	 +	IHC, WB
Cyclin D1, mAb (5D4)	ADI-KAM-CC200	Mouse		FC, ICC, IHC, IP, WB
Cyclin D3, mAb (DCS-22)	ADI-KAM-CC203	Mouse		IHC, WB
Cyclin D3, mAb (DCS-28.1)	BML-SA265	Mouse		IHC, IP, WB
Cyclin E, pAb	ADI-905-372	Rabbit		IHC
Cyclin E, pAb	BML-SA423	Rabbit		ICC, IHC, IP, WB
Cystatin A (human), mAb (WR 23/2/3/3)	ALX-804-294	Mouse		IHC, WB
Cysteine string proteins, pAb	BML-CL3710	Rabbit		IHC, WB
Cysteine, mAb (6B4)	ADI-OSA-800	Mouse	Species-independent	ELISA, IHC, IP, WB
Cytochrome c, mAb (7H8.2C12)	ADI-AAM-175	Mouse	 +	IHC, WB
Cytochrome P450 1A1 (human), pAb	BML-CR3120	Rabbit		IHC, WB
Cytochrome P450 1A1 (human), pAb	BML-CR3125	Sheep		IHC, WB
Cytochrome P450 1A1 (rat), pAb	BML-CR3110	Rabbit		IHC, WB
Cytochrome P450 1A1 (rat), pAb	BML-CR3115	Sheep		IHC, WB
Cytochrome P450 1A2 (human), pAb	BML-CR3130	Rabbit		IHC, WB
Cytochrome P450 1A2 (rat), pAb	BML-CR3135	Sheep		IHC, WB
Cytochrome P450 2A6 (human), pAb	BML-CR3260	Rabbit		IHC, WB
Cytochrome P450 2A6 (human), pAb	BML-CR3265	Sheep		IHC, WB
Cytochrome P450 2B6 (human), pAb	BML-CR3295	Sheep		IHC, WB
Cytochrome P450 2B6 (human), pAb	BML-CR3296	Rabbit		IF, IHC, WB
Cytochrome P450 2C8, 2C9, 2C19 (human) and 2C12 (rat), pAb	BML-CR3280	Rabbit		IHC, WB
Cytochrome P450 2C8, 2C9, 2C19 (human) and 2C12 (rat), pAb	BML-CR3285	Sheep		IHC, WB
Cytochrome P450 2D1 (rat), pAb	BML-CR3210	Rabbit		IHC, WB
Cytochrome P450 2D4 (rat), pAb	BML-CR3240	Rabbit		IHC, WB
Cytochrome P450 2D6 (human), pAb	BML-CR3245	Sheep		IHC, WB
Cytochrome P450 2E1, pAb	BML-CR3271	Rabbit		IHC, WB
Cytochrome P450 2E1, pAb	BML-CR3275	Sheep	 +	IHC, WB
Cytochrome P450 3A1 (rat), pAb	BML-CR3310	Rabbit		IHC, WB
Cytochrome P450 3A1 (rat), pAb	BML-CR3315	Sheep		IHC, WB
Cytochrome P450 3A2 (rat), pAb	BML-CR3320	Rabbit		IHC, WB
Cytochrome P450 3A4 (human), pAb	BML-CR3340	Rabbit		IHC, WB
Cytochrome P450 3A4 (human), pAb	BML-CR3345	Sheep		IHC, WB

PRODUCT NAME	PRODUCT #	HOST	SPECIES REACTIVITY	APPLICATIONS
Cytochrome P450 3A5 (human), pAb	BML-CR3350	Rabbit		IHC, WB
Cytochrome P450 4A1, 4A2, 4A3 (rat), pAb	BML-CR3410	Rabbit		IHC, WB
Cytochrome P450 4A1, 4A2, 4A3 (rat), pAb	BML-CR3415	Sheep		IHC, WB
Cytochrome P450 4A1, 4A2, 4A3 (rat), pAb	BML-CR3420	Rabbit		IHC, WB
Cytokeratin 1 (human), mAb (34βB4)	ENZ-C34904	Mouse		IHC
Cytokeratin 1 (human), mAb (34βB4) (Ready-to-Use)	ENZ-30904	Mouse		IHC
Cytokeratin 1 (human), pAb	ENZ-ABS177	Rabbit	+	IF, IHC, WB
Cytokeratin 1 (mouse), pAb	ENZ-ABS179	Rabbit		IF, IHC, WB
Cytokeratin 1/5/10/14 (human), mAb (34βE12)	ENZ-C34903	Mouse		IHC, WB
Cytokeratin 1/5/10/14 (human), mAb (34βE12) (Ready-to-Use)	ENZ-30903	Mouse		IHC, WB
Cytokeratin 10, pAb	ENZ-ABS180	Rabbit	+	IF, IHC, WB
Cytokeratin 14, pAb	ENZ-ABS171	Rabbit		IF, IHC, WB
Cytokeratin 15, pAb	ENZ-ABS183	Chicken	+	IF, IHC, WB
Cytokeratin 19 (human), mAb (RCK 108)	ENZ-ABS147	Mouse		ICC, IHC, WB
Cytokeratin 3, mAb (AE5)	BML-CB10218	Mouse	+	ICC, IHC, WB
Cytokeratin 5, pAb	ENZ-ABS175	Rabbit	+	IF, IHC, WB
Cytokeratin 6 (mouse), pAb	ENZ-ABS176	Rabbit		IF, IHC, WB
Cytokeratin 7 (human) clonal antibody (R17-S)	ALX-810-218	Rabbit		IHC
Cytokeratin 8 (human), mAb (35βH11)	ENZ-C34902	Mouse		IHC, WB
Cytokeratin 8 (human), mAb (35βH11) (Ready-to-Use)	ENZ-30902	Mouse		IHC, WB
DEC-205 (mouse), mAb (NLDC-145)	ENZ-ABS122	Rat		FC, IF, IHC
DEC-205 (mouse), mAb (NLDC-145) (biotin conjugate)	ENZ-ABS121	Rat		FC, IHC
Deoxyribonuclease I, mAb (1E3)	ALX-804-011	Mouse	+	IHC
DFF40/CAD, pAb	ADI-AAP-350	Rabbit		IHC, WB
DFF45/ICAD, pAb	ADI-AAP-451	Rabbit		IHC, WB
Dihydropyridine receptor α2, mAb (20A)	ALX-804-091	Mouse	+	ICC, IHC, WB
Dishevelled-2, pAb	BML-DA4270	Rabbit		IHC, WB
DNA-PK, pAb	ADI-KAP-PI001	Rabbit	+	IHC, WB
DNA-topoisomerase II α, mAb (1C5)	ADI-KAM-CC210	Mouse		FC, ICC, IHC, IP, WB
Dnmt1, mAb (60B1220.1)	ALX-804-369	Mouse	+	ICC, IHC, IP, WB, ChIP
Dnmt3a (mouse), mAb (64B1446)	ALX-804-370	Mouse		ICC, IHC, IP, WB, ChIP

PRODUCT NAME	PRODUCT #	HOST	SPECIES REACTIVITY	APPLICATIONS
Dopamine receptor D1, pAb	ADI-905-789	Rabbit		ELISA, IHC, WB
Dopamine receptor D2, pAb	ADI-905-740	Rabbit		ELISA, IHC, WB
Dopamine transporter (extracellular loop), pAb	BML-SA509	Rabbit		IHC, WB
Dopamine, pAb	BML-DA1140	Rabbit	Species-independent	ELISA, IHC
Dopamine, pAb	BML-DZ1041	Rat	Species-independent	IHC
Dopamine-β-hydroxylase, pAb	BML-DZ1020	Rabbit		IHC, WB
Doxorubicin, mAb (MAD11)	ALX-804-624	Mouse	Species-independent	ELISA, IHC, FUNC
DRAM, pAb	ADI-905-738	Rabbit		IHC, WB
Drebrin, mAb (M2F6)	ADI-NBA-110	Mouse		ICC, IHC, IP, WB
Dynamin, mAb (D5)	ADI-VAM-SV041	Mouse		FC, IHC, IP, WB
EBP50 (human), mAb (EBP-10)	ALX-804-438	Mouse		IHC, IP, WB
E-cadherin (human), mAb (SHE78-7)	ALX-804-203	Mouse		ELISA, FC, IF, IHC, WB, FUNC
E-cadherin, mAb (ECCD-2)	ALX-804-202	Rat		IHC, WB, FUNC
E-cadherin, mAb (HECD-1)	ALX-804-201	Mouse		ELISA, FC, ICC, IHC, WB, FUNC
EGF receptor (human) [pTyr845], mAb (12A3)	BML-SA344	Mouse		ELISA, ICC, IHC, IP, WB, Luminex
EGF receptor (human), mAb (F4)	BML-SA111	Mouse		ELISA, ICC, IHC, IP
EGF receptor (human), mAb (MGR1)	ALX-804-572	Mouse		FC, IHC, IP
EGR-2 protein, pAb	ENZ-ABS172	Rabbit		IHC, WB
eIF2 α, pAb	ADI-KAP-CP130	Rabbit		ICC, IHC, WB
eIF4E-BP1, pAb	ADI-KAP-MA110	Rabbit		IHC, WB, Gel Shift
eIF4E-BP2, pAb	ADI-KAP-MA112	Rabbit		IHC, WB
EndoG, pAb	ADI-905-220	Rabbit		IHC, WB
EndoGlyx-1 (human), mAb (H572)	ALX-804-328	Mouse		FC, IHC, IP
Endothelin A receptor, pAb	ALX-210-507A	Sheep		IHC, WB
Endothelin B receptor, pAb	ALX-210-506A	Sheep		IHC, WB
Endothelin receptor A (rat), pAb	BML-SA576	Rabbit		IHC, WB
Endothelin receptor B (rat), pAb	BML-SA577	Rabbit		IHC, WB
Endothelin receptor ETA, pAb	ADI-905-790	Rabbit		ELISA, IHC, WB
Endothelin receptor ETB, pAb	ADI-905-791	Rabbit		IHC, WB
Endothelin-1, mAb (TR.ET.48.5)	ALX-803-001	Mouse		ICC, IHC, WB, RIA
eNOS, pAb	ADI-KAP-N0021	Rabbit		IHC, WB
eNOS, pAb	ADI-905-386	Rabbit		IHC

PRODUCT NAME	PRODUCT #	HOST	SPECIES REACTIVITY	APPLICATIONS
eNOS, pAb	ADI-905-386	Rabbit		IHC, WB
EpCAM (human), mAb (VU-1D9)	ALX-804-330	Mouse		FC, IHC, IP, WB, FUNC
EPCR (human), mAb (LMR-42)	ALX-801-040	Rat		FC, ICC, IHC
ER81 (mouse), pAb	ENZ-ABS184	Rabbit		IF, IHC
ERGIC-53, mAb (G1/93)	ALX-804-602	Mouse	 +	ELISA, FC, ICC, IHC, IP, WB
ERK1/2 (phosphorylated) clonal antibody (G15-B)	ALX-810-013	Rabbit	 	ELISA, IHC, IP, WB
ERK1/2 [pThr185/pTyr187], pAb	BML-SA275	Rabbit	  +	IHC, WB
ERK1/2, mAb (12D4)	ALX-804-061	Mouse	  +	ELISA, ICC, IHC, IP, WB
Erk1/2, pAb	ADI-KAP-MA001	Rabbit	  +	FC, IHC, IP, WB
ERp57, mAb (MaP.Erp57)	ADI-SPA-725	Mouse	 +	IHC, WB
ERp57, pAb	ADI-SPA-585	Rabbit	  +	IHC, WB
ERp72, pAb	ADI-SPS-720	Rabbit	  +	IF, IHC, WB
Estrogen receptor α , mAb (33)	ALX-803-004	Mouse	  +	FC, ICC, IHC, IP, WB
Estrogen receptor α , mAb (C-542)	ADI-SRA-1010	Mouse	  +	ICC, IHC, IP, WB
Estrogen receptor α , pAb	ALX-210-201	Rabbit	 	IHC, WB
Estrogen receptor β , pAb	ALX-210-132	Rabbit	 	ICC, IF, IHC, WB
Estrogen receptor β , pAb	ALX-210-135	Rabbit	  +	ICC, IHC, WB, Gel Shift
Estrogen receptor β , pAb	ALX-210-178	Rabbit	 	IF, IHC, WB
Estrogen receptor β , pAb	ALX-210-180	Rabbit	 	IHC, WB
Ewing's sarcoma (human), mAb (013)	ALX-801-058	Mouse		IHC
FADD, pAb	ADI-AAP-210	Rabbit	  +	ICC, IHC, WB
FAP-1 (human), pAb (1730)	ALX-210-020	Rabbit		IHC, WB
Fas (human), mAb (APO-1-1)	ALX-805-022	Mouse		FC, IHC, FUNC
Fas, mAb (ZB4)	ADI-AAM-227	Mouse		FC, IF, IHC, WB
Fas, pAb	ADI-AAP-221	Rabbit	 	IHC, WB
FasL (human), mAb (5G51)	ALX-804-231	Mouse		FC, IHC, FUNC
FasL (mouse), mAb (A11)	ALX-804-009	Rat		FC, IHC
Fibroblast activation protein (human), mAb (F11-24)	ALX-804-327	Mouse		FC, IHC, IP
Fibulin-1 (human), mAb (MEM-2)	ALX-804-622	Mouse		FC, IHC, IP, WB, FUNC
Filaggrin, pAb	ENZ-ABS181	Rabbit	  +	IF, IHC, WB
FKBP12, pAb	ALX-210-142	Rabbit	 	IHC, IP, WB
FKBP59, mAb (KN382/EC1)	ADI-SRA-1400	Mouse	  +	IHC, IP, WB

PRODUCT NAME	PRODUCT #	HOST	SPECIES REACTIVITY	APPLICATIONS
FLIP (human), mAb (7F10)	ALX-804-961	Mouse		ELISA, FC, IHC, WB
FMRFamide, pAb	BML-FA1155	Rabbit	Species-independent	IHC
Focal adhesion kinase [pTyr397], pAb	BML-SA433	Rabbit	+	ICC, IHC, WB
Folate receptor α , mAb (Mov18)	ALX-804-439	Mouse	+	FC, ICC, IHC, IP, WB
Fos [pSer374], mAb (34E4)	ADI-905-640	Mouse	+	ELISA, IHC, WB
Fos, mAb (8B5)	ADI-905-641	Mouse	+	ELISA, IHC, WB
FTO (mouse), pAb	ALX-210-493	Rabbit		ELISA, IHC, WB
Fyn, mAb (FYN-01)	ALX-804-564	Mouse		ICC, IHC, IP, WB
G Protein antibody set	BML-SA182	Varies by product	Varies by product	IHC, IP, WB
G protein α 1 and α 2 subunits, pAb	BML-SA128	Rabbit	+	IHC, WB
G protein α q/11 subunit, pAb	BML-SA232	Rabbit	+	IHC, IP, WB
GAD65/67, mAb (9A6)	ADI-MSA-225	Mouse		IHC, WB
Galanin, pAb	BML-GA1161	Rabbit	+	IHC
Galectin-3, mAb (A3A12)	ALX-804-284	Mouse		ELISA, FC, IHC, WB
GAPDH, mAb (GA1R) (biotin conjugate)	ENZ-ABS277	Mouse	+	ELISA, FC, ICC, IF, IHC, WB
Gastric inhibitory polypeptide (human), mAb (4)	BPD-ABS-021-04	Mouse		ELISA, IHC
Gastrin releasing peptide, pAb	BML-GA1166	Rabbit	Species-independent	IHC
Gastrin, pAb	BML-GA1167	Rabbit	+	IHC
GCDFP-15 (human), mAb (D6)	ALX-801-051	Mouse		IHC
Gelsolin (human), mAb (20)	BPD-ABS-017-20	Mouse		ELISA, IF, IHC, WB
GFAP, mAb (GF2)	ENZ-C34934	Mouse		IHC
GFAP, mAb (GF2) (Ready-to-Use)	ENZ-30934	Mouse		IHC
Ghrelin receptor GHS-R, pAb	ADI-905-792	Rabbit		ELISA, IHC, WB
Giantin, mAb (G1/133)	ALX-804-600	Mouse	Mammalian +	ELISA, FC, ICC, IHC, IP, WB
globo H, mAb (MBR1)	ALX-804-550	Mouse	+	FC, ICC, IHC, WB
GLP-1 (7-36, amide), mAb (4F3)	BPD-HYB-147-12	Mouse	Mammalian	ELISA, IHC, WB
GLP-1 (7-36, amide), mAb (8G9)	BPD-HYB-147-06	Mouse	Mammalian	ELISA, IHC
GLP-1 (7-37, 7-36, amide, free NT), mAb (4)	BPD-ABS-033-04	Mouse	Mammalian	ELISA, IHC
GLP-1, pAb	BML-GA1176	Rabbit	Mammalian	IHC
GLP-2, pAb	BML-GA1179	Rabbit	Mammalian	IHC
Glucagon, pAb	BML-GA1181	Rabbit	Mammalian	IHC
Glucocorticoid receptor, mAb (BuGR2)	ALX-803-006	Mouse	+	FC, ICC, IHC, IP, WB, Gel Shift
Glucose-dependent insulinotropic peptide, pAb	BML-GA1173	Rabbit	Mammalian	IHC

PRODUCT NAME	PRODUCT #	HOST	SPECIES REACTIVITY	APPLICATIONS
Glucosidase II α , pAb	ADI-VAP-PT034	Rabbit	+	IHC, IP, WB
GluR 2/3, pAb	ADI-905-414	Rabbit	+	IHC
GluR1 (extracellular), pAb	BML-SA612	Rabbit		IHC, WB
GluR1, pAb	ADI-905-416	Rabbit		IHC
Glutamate decarboxylase (65kDa isoform) (human), mAb (83/2E6)	ALX-803-054	Mouse		ICC, IHC, IP, RIA
Glutamic acid decarboxylase, mAb (11)	BML-GC3208	Mouse	+	IHC, WB
Glutamic acid decarboxylase, mAb (111)	BML-GC3108	Mouse	+	IHC, WB
Glutamic acid decarboxylase, pAb	BML-GC3008	Rabbit	+	ELISA, IHC, WB
Glutathione Peroxidase, mAb (GPX-347)	ADI-SPA-541	Mouse		ICC, IHC, WB
Glutathione S-transferase-Pi, mAb (USaI-hGST-Pi-McAb-1)	ALX-804-510	Mouse	+	IHC, WB
Glycine receptor, pAb	BML-SA510	Rabbit		IHC, WB
Glycoprotein-340 (human), mAb (1G4)	BPD-HYB-213-06	Mouse		ELISA, IHC, WB
GM-CSF (mouse), mAb (MP1-22E9)	ALX-804-339	Rat		ELISA, IHC, WB, FUNC, ELISPOT
Goat anti-human IgG (γ -chain specific), (biotin conjugate)	ALX-211-502	Goat		ELISA, FC, ICC, IHC, WB
Goat anti-mouse IgG F(ab') ₂ , pAb (HRP conjugate)	ADI-SAB-100	Goat		ELISA, IHC, WB
Goat anti-mouse IgM, pAb (HRP conjugate)	ADI-SAB-110	Goat		ELISA, IHC, WB
Goat anti-rabbit IgG, pAb (HRP conjugate)	ADI-SAB-300	Goat	+	ELISA, IHC, WB
Goat anti-rat IgG (mouse Ig adsorbed), (biotin conjugate)	ALX-211-058	Goat		ELISA, FC, ICC, IHC, WB
Goat anti-rat IgG, pAb (HRP conjugate)	ADI-SAB-220	Goat		ELISA, ICC, IHC, WB
Gonadotropin releasing hormone, mAb (BML)	BML-GZ1092	Mouse	+	IHC
Gonadotropin releasing hormone, pAb	BML-GZ1110	Guinea pig	+	IHC
GPCR cardio, Ab sample pack	ADI-PAK-130	Varies by product	Varies by product	ELISA, IHC, WB
GPCR obesity, Ab sample pack	ADI-PAK-120	Varies by product	Varies by product	ELISA, IHC, WB
GPCR pain, Ab sample pack	ADI-PAK-110	Varies by product	Varies by product	ELISA, IHC, WB
GPP130, mAb (A1/118)	ALX-804-603	Mouse	+	ELISA, FC, ICC, IHC, IP, WB
Granzyme B (human), mAb (B18.1)	ALX-804-121	Mouse		FC, ICC, IHC, IP, WB
Granzyme B (human), mAb (B18.1) (FITC conjugate)	ALX-804-121F	Mouse		FC, ICC, IHC
Granzyme B (human), mAb (GrB7)	ALX-804-198	Mouse		IHC, WB
Green Fluorescent Protein, mAb (1E4)	ADI-SAB-500	Mouse	Species-independent	ICC, IHC, IP, WB
Grp75/Mortalin, mAb (30A5)	ADI-SPS-825	Mouse	+	IHC, WB
Grp94, mAb (9G10)	ADI-SPA-850	Rat	+	ICC, IF, IHC, IP, WB, EM









































PRODUCT NAME	PRODUCT #	HOST	SPECIES REACTIVITY	APPLICATIONS
Grp94, pAb	ADI-SPA-851	Rabbit	+	ICC, IHC, IP, WB
GSK-3 α / β , mAb (1H8)	ADI-KAM-ST002	Mouse	+	ICC, IHC, WB
GSK-3 β , pAb	ADI-905-679	Rabbit	+	IHC, WB
GSK-3 β , pAb	ADI-KAP-ST002	Rabbit	+	ICC, IHC, WB
GST-P, pAb	ADI-MSA-101	Rabbit		IHC, WB
GST- π , pAb	ADI-MSA-102	Rabbit		IHC, WB
H ⁺ /K ⁺ ATPase- β , mAb (2G11)	ALX-804-084	Mouse	+	ICC, IHC, IP, WB, FUNC
HA.11, mAb (16B12)	ENZ-ABS118	Mouse	Species-independent	IF, IHC, IP, WB
HA.11, mAb (16B12) (purified)	ENZ-ABS120	Mouse	Species-independent	IF, IHC, IP, WB
HCN4, pAb	BML-SA600	Rabbit		IHC, WB
HDAC1, pAb	BML-SA401	Rabbit	+	ICC, IHC, IP, WB, ChIP
HDAC2, pAb	BML-SA402	Rabbit	+	ICC, IHC, IP, WB
HE4 (human), pAb	ENZ-ABS193	Rabbit		IHC, WB
Heme oxygenase 1, pAb	BML-HC3001	Rabbit		IHC, WB
Heme oxygenase 2, pAb	BML-HC3002	Rabbit		IHC, WB
Hepatitis C virus, mAb (Tordji-22)	ENZ-ABS149	Mouse	+	IHC
HERG1 (CT) (pan), pAb	ALX-215-049	Rabbit		FC, IHC, WB
HERG1 (human), mAb (A12)	ALX-804-652	Mouse		FC, ICC, IHC, IP
HERG1A (NT), pAb	ALX-215-050	Rabbit		ICC, IHC
HERG1B, pAb	ALX-215-051	Rabbit		ICC, IHC, WB
HERG2, pAb	ALX-215-052	Rabbit		ICC, IHC
HERG3, pAb	ALX-215-053	Rabbit		ICC, IHC
HGF/SF, mAb (7-2)	ADI-905-165	Mouse		IHC, WB
HIF-1 α , mAb (H1 α 67)	BML-SA287	Mouse	+	ELISA, FC, ICC, IF, IHC, IP, WB
HIF-1 α , mAb (H α 111a)	ADI-OSA-602	Mouse		IHC, WB
Hip, pAb	ADI-SPA-766	Rabbit	+	IHC, WB
Histamine, pAb	ENZ-ABS292	Rabbit	Species-independent	ELISA, IHC
HLA-E (human), mAb (MEM-E/02)	ALX-805-701	Mouse		IHC, WB
HLA-G (human), mAb (87G)	ALX-805-719	Mouse		ELISA, FC, IHC, FUNC
HLA-G (human), mAb (MEM-G/1)	ALX-805-704	Mouse		IHC, WB
HLA-G (human), mAb (MEM-G/9)	ALX-805-700	Mouse		ELISA, FC, ICC, IHC, IP
HO-1, mAb (HO-1-1)	ADI-OSA-110	Mouse	+	FC, ICC, IHC, WB

PRODUCT NAME	PRODUCT #	HOST	SPECIES REACTIVITY	APPLICATIONS
HO-1, mAb (HO-1-2)	ADI-OSA-111	Mouse	+	FC, IHC, WB
HO-1, pAb	ADI-OSA-150	Rabbit		IHC, WB
HO-1, pAb	ADI-SPA-896	Rabbit	+	IHC, IP, WB
HO-1, pAb	ADI-SPA-895	Rabbit	+	FC, ICC, IHC, WB
HO-1, pAb	ADI-SPA-894	Rabbit	+	IHC, WB
HO-2, pAb	ADI-SPA-897	Rabbit	+	ELISA, ICC, IF, IHC, IP, WB
HO-2, pAb	ADI-OSA-200	Rabbit	+	ICC, IHC, IP, WB
HOP, mAb (DS14F5)	ADI-SRA-1500	Mouse	+	IHC, IP, WB
Hox-B1, pAb	ENZ-ABS190	Rabbit	+	IHC, WB
Hrs and Hrs-2, mAb (A-5)	ALX-804-382	Mouse	+	IHC, IP, WB
HSC70, mAb (13D3)	ALX-804-067	Mouse	+	IF, IHC, IP, WB
HSC70/HSP70, mAb (BB70)	ADI-SPA-822	Mouse	+	IHC, IP, WB
HSC70/HSP70, mAb (N27F3-4)	ADI-SPA-820	Mouse	+	FC, IHC, IP, WB
HSC70/HSP70, pAb	ADI-SPA-757	Rabbit	+	IHC, WB
HSC70/HSP73, mAb (1B5)	ADI-SPA-815	Rat	+	ELISA, FC, ICC, IF, IHC, IP, WB, EM
HSC70/HSP73, mAb (1B5) (biotin conjugate)	ADI-SPA-815B	Rat	+	ELISA, FC, ICC, IHC, IP, WB, EM
HSC70/HSP73, pAb	ADI-SPA-816	Rabbit	+	IHC, WB
HSF1, mAb (10H8)	ADI-SPA-950	Rat	+	IHC, WB
HSP27 [pSer15], pAb	ADI-SPA-525	Rabbit	+	IF, IHC, WB
HSP27 [pSer78], pAb	ADI-SPA-523	Rabbit	+	IHC, WB
HSP27 [pSer82], mAb (5B9)	ALX-804-588	Mouse	+	IHC, WB
HSP27, mAb (G3.1)	ADI-SPA-800	Mouse	+	Assay, ELISA, ICC, IHC, IP, WB, EM
HSP27, pAb	ADI-SPA-803	Rabbit	+	ELISA, IHC, IP, WB
HSP40/Hdj1, pAb	ADI-SPA-400	Rabbit	+	ICC, IF, IHC, IP, WB
HSP47, mAb (M16.10A1)	ADI-SPA-470	Mouse	+	IHC, WB
HSP60, mAb (LK-1)	ADI-SPA-806	Mouse	+	ELISA, FC, IF, IHC, IP, WB
HSP60, mAb (LK-2)	ADI-SPA-807	Mouse	+	ELISA, FC, IHC, IP, WB
HSP60, mAb (Mab11-13)	ADI-SPA-829	Mouse	+	FC, IF, IHC, WB
HSP60, pAb	ADI-SPA-828	Goat	+	IHC, IP, WB
HSP70 (universal), mAb (5A5)	ALX-804-074	Mouse	+	ICC, IF, IHC, IP, WB, Gel Shift
HSP70, mAb (3A3)	ALX-804-047	Mouse	+	ICC, IHC, IP, WB, Gel Shift

PRODUCT NAME	PRODUCT #	HOST	SPECIES REACTIVITY	APPLICATIONS
HSP70/HSP72, mAb (C92F3A-5)	ADI-SPA-810	Mouse	+	ELISA, FC, ICC, IF, IHC, IP, WB, EM
HSP70/HSP72, pAb	ADI-SPA-811	Rabbit	+	ICC, IF, IHC, IP, WB
HSP70B, pAb	ADI-SPA-756	Rabbit		IHC, IP, WB
HSP90, mAb (16F1)	ADI-SPA-835	Rat	+	IHC, IP, WB
HSP90, mAb (3G3)	ALX-804-079	Mouse	+	IF, IHC, IP, WB
HSP90, mAb (AC88)	ADI-SPA-830	Mouse	+	IHC, WB
HSP90, pAb	ADI-SPA-836	Rabbit	+	IHC, WB
HSP90, pAb	ADI-SPA-846	Rabbit	+	IHC, WB
HSP90 α , mAb (9D2)	ADI-SPA-840	Rat	+	FC, ICC, IHC, IP, WB
HSP90 α , pAb	ADI-SPS-771	Rabbit	+	Assay, IHC, WB, Cell Migration
HSP90 β , mAb (K3705)	ADI-SPA-842	Mouse	+	IHC, WB
HtrA2/Omi (human), mAb (196C429)	ALX-804-427	Mouse		IHC, WB
Huntingtin Interacting Protein-1, mAb (1B11)	ADI-905-134	Mouse		ELISA, IHC, WB
Huntingtin Interacting Protein-1, mAb (4B10)	ADI-905-133	Mouse		ELISA, IHC, WB
IDO (human), pAb	ADI-908-308	Sheep		ELISA, FC, IHC, WB
IL-1 receptor type II (human), mAb (MNC2)	ALX-804-461	Mouse		ELISA, FC, IHC, WB
IL-21R (ED), pAb	ADI-905-308	Rabbit		IHC, WB
IL-23 receptor, pAb	ALX-210-636	Goat		ICC, IHC, WB
IL-3 receptor α (human), mAb (107D2.08)	ENZ-ABS232	Mouse	+	FC, IHC, IP
IL-3 receptor α (human), mAb (107D2.08) (Alexa Fluor [®] 488)	ENZ-ABS228	Mouse	+	FC, IF, IHC
IL-3 receptor α (human), mAb (107D2.08) (biotin conjugate)	ENZ-ABS231	Mouse	+	IHC, IP
IL-33, mAb (Nessy-1)	ALX-804-840	Mouse		ELISA, IHC, IP, WB
IL-33, mAb (Nessy-1) (biotin conjugate)	ALX-804-840B	Mouse		ELISA, IHC
IL-33, mAb (Nessy-1) (preservative free)	ALX-804-840PF	Mouse		ELISA, IHC, IP, WB
IL-8 receptor, Type A (human), mAb (SE 2)	ALX-804-039	Mouse		FC, IHC, WB
IL-8 receptor, Type B (human), mAb (HC 2)	ALX-804-040	Mouse		FC, IHC, WB
iNOS, pAb	ADI-905-431	Rabbit		IHC
Inositol 1,4,5-trisphosphate receptor (type-I), pAb	ALX-210-169	Rabbit	+	ICC, IHC, IP, WB
Insulin receptor β subunit, mAb (CT-3)	BML-SA432	Mouse	+	IHC, WB
Insulin receptor, mAb (9H4)	ADI-905-647	Mouse	+	ELISA, IHC, WB
Involucrin (mouse), pAb	ENZ-ABS202	Rabbit		IF, IHC, WB

PRODUCT NAME	PRODUCT #	HOST	SPECIES REACTIVITY	APPLICATIONS
IP3 receptor type 1, pAb	BML-SA254	Rabbit	+	IHC, WB
IRAK-4, pAb	ADI-905-693	Rabbit		ELISA, IHC, WB
IRAK-M, pAb	ADI-KAP-ST207	Rabbit		IHC, WB
I κ B α , mAb (6A920)	ALX-804-209	Mouse		FC, IHC, IP, WB
Jnk1, mAb (5D10)	ADI-905-649	Mouse	+	ELISA, IHC, WB
Jnk1/2 [pThr183/pTyr185], pAb	BML-SA272	Rabbit		IHC, WB
Jnk2, mAb (12C5)	ADI-905-648	Mouse	+	ELISA, IHC, WB
Jnk3, mAb (4G6)	ADI-905-650	Mouse		IHC, WB
KDEL receptor, mAb (KR-10)	ADI-VAA-PT048	Mouse		IHC, WB
KDEL, mAb (10C3)	ADI-SPA-827	Mouse	Mammalian +	ELISA, FC, ICC, IF, IHC, IP, WB, EM
LAG-3 (human), mAb (11E3)	ALX-804-805	Mouse	+	ELISA, ICC, IHC, IP, WB, FUNC
LAG-3 (human), mAb (11E3) (preservative free)	ALX-804-805PF	Mouse	+	ELISA, ICC, IHC, IP, WB, FUNC
LAG-3 (human), mAb (17B4)	ALX-804-806	Mouse		ICC, IHC, IP, WB
LAG-3 (human), mAb (17B4) (preservative free)	ALX-804-806PF	Mouse		FC, ICC, IHC, IP, WB, FUNC
Laminin (α 4-chain) (human), mAb (651C2)	ALX-803-310	Mouse		ELISA, IHC
Laminin receptor (67kDa) (human), mAb (MLuC5)	ALX-804-623	Mouse		FC, ICC, IHC, FUNC
Laminin-2 (α -2-chain), mAb (4H8-2)	ALX-804-190	Rat		ELISA, IHC, IP
LAMP3 (human), mAb (104G4)	ENZ-ABS211	Mouse	+	FC, IHC
LAMP3 (human), mAb (104G4) (Alexa Fluor [®] 488)	ENZ-ABS168	Mouse	+	FC, IF, IHC
LAMP3 (human), mAb (104G4) (Alexa Fluor [®] 546)	ENZ-ABS185	Mouse	+	IF, IHC
LAMP3 (human), mAb (104G4) (Alexa Fluor [®] 647)	ENZ-ABS198	Mouse	+	FC, IHC
LAMP3 (human), mAb (104G4) (biotin conjugate)	ENZ-ABS210	Mouse	+	FC, IHC
Langerin (human), mAb (DCGM4/122D5)	ENZ-ABS242	Mouse	+	FC, IHC, Internalization
Langerin (human), mAb (DCGM4/122D5) (Alexa Fluor [®] 488)	ENZ-ABS238	Mouse	+	FC, IF, IHC
Langerin (human), mAb (DCGM4/122D5) (Alexa Fluor [®] 546)	ENZ-ABS239	Mouse	+	IF, IHC
Langerin (human), mAb (DCGM4/122D5) (Alexa Fluor [®] 647)	ENZ-ABS240	Mouse	+	FC, IHC
Langerin (human), mAb (DCGM4/122D5) (biotin conjugate)	ENZ-ABS241	Mouse	+	FC, IHC, WB
LBP (human), mAb (biG 42)	ALX-804-500	Mouse		ELISA, IHC, WB, FUNC
LC3, mAb (5H3)	ALX-803-082	Mouse		ICC, IHC, WB
Leptin, pAb	ALX-210-105	Rabbit	+	ICC, IHC, WB
































































PRODUCT NAME	PRODUCT #	HOST	SPECIES REACTIVITY	APPLICATIONS
Leu enkephalin, pAb	BML-EA1149	Rabbit	Species-independent	IHC
LIMK1, mAb (1B11)	ALX-803-343	Rat	Species-independent	ICC, IHC, IP, WB
LIMK2, mAb (10E5-19)	ALX-803-344	Rat	+	ICC, IHC, IP, WB
Livin/KIAP, pAb	ADI-905-230	Rabbit		IHC, WB
LMP-1 (Epstein-Barr virus) clonal antibody (D24-G)	ALX-810-231	Rabbit	+	IHC
Loricrin, pAb	ENZ-ABS174	Rabbit		IF, IHC, WB
LOXL4 (human), pAb	ALX-215-067	Rabbit		FC, ICC, IHC, WB
LRRK2 (human), pAb (AT106)	ALX-210-928	Rabbit		IHC, IP, WB
Lymphatic endothelial marker (human), mAb (D2-40)	ENZ-ABS104	Mouse		IHC
Macrophage marker, mAb (HAM56)	ENZ-C34935	Mouse	+	IHC
Macrophage marker, mAb (HAM56) (Ready-to-Use)	ENZ-30935	Mouse	+	IHC
Malondialdehyde, pAb	ALX-210-879	Rabbit	Species-independent	ELISA, IHC, WB
MART-1 (human) clonal antibody (A19-P)	ALX-810-217	Rabbit		IHC
Matrix Gla protein, mAb (52.1#1)	ENZ-ABS254	Mouse		IF, IHC, IP, WB
Mcl-1, pAb	ADI-AAP-240	Rabbit	+	IF, IHC, WB
MD-2, pAb	ADI-CSA-506	Rabbit		IHC, WB
MD-2, pAb	ALX-215-063	Rabbit		IHC, WB
MDR3 P-glycoprotein (human), mAb (P3II-26)	ALX-801-028	Mouse		ICC, IHC, WB
MEK1, mAb (3D9)	ADI-905-635	Mouse		ELISA, IHC, WB
MEK1, pAb	ADI-KAP-MA010	Rabbit	+	IF, IHC, WB
MEK5, pAb	ADI-KAP-MA003	Rabbit	+	IHC, WB
MEKK1, pAb	ENZ-ABS293	Rabbit		ELISA, ICC, IHC, WB
MEKK3, pAb	ADI-KAS-MA013	Rabbit	+	IHC, WB
Melanocortin receptor 1, pAb	BML-SA638	Rabbit		ICC, IHC, WB
Melanocortin receptor 2 (extracellular), pAb	BML-SA639	Rabbit		IHC, WB
Melanocortin receptor 3 (extracellular), pAb	BML-SA640	Rabbit		FC, IHC, WB
Melanocortin receptor 4, pAb	BML-SA641	Rabbit		ICC, IHC, WB
Melanoma marker (human), mAb (HMB45)	ENZ-C34930	Mouse		IHC
Melanoma marker (human), mAb (HMB45) (Ready-to-Use)	ENZ-30930	Mouse		IHC
Melanosome (human) clonal antibody (P14-V)	ALX-810-216	Rabbit		IHC
Membrin, mAb (4HAD6)	ADI-VAM-PT046	Mouse	+	ICC, IHC, WB

PRODUCT NAME	PRODUCT #	HOST	SPECIES REACTIVITY	APPLICATIONS
Membrin, pAb	ADI-VAP-PT049	Rabbit	   +	IHC, WB
Met enkephalin, pAb	BML-EA1150	Rabbit	Species-independent	IHC
Metallothionein, mAb (UC1MT)	ADI-SPA-550	Mouse	   +	ELISA, IHC, WB
Methylated Lysine, pAb	ADI-KAP-TF121	Rabbit	Species-independent	ELISA, IHC, WB
Methylated Lysine, pAb (HRP conjugate)	ADI-KAP-TF1213	Rabbit	Species-independent	ELISA, IHC, WB
M-Ficolin (human), mAb (1)	BPD-ABS-036-01	Mouse		ELISA, IHC
mGluR 2/3, pAb	BML-SA500	Rabbit	   +	IHC, WB
mGluR1, pAb	ADI-905-468	Rabbit	   +	IHC
MHC Class I, mAb (W6/32)	ALX-805-711	Mouse	 +	ELISA, FC, ICC, IHC, IP, WB, FUNC
Microcystin-LR, mAb (MC10E7)	ALX-804-320	Mouse	Species-independent	ELISA, IHC, WB
Mineralocorticoid (aldosterone) receptor, mAb (H10E4C9F)	ALX-804-099	Mouse	  +	ICC, IHC, WB, FUNC
Minor vault p193 protein (human), mAb (p193-10)	ALX-801-025	Mouse		IHC, WB
MKK6, pAb	ADI-KAP-MA014	Rabbit	   +	IHC, IP, WB
MKK7, mAb (10F7)	ADI-905-655	Mouse	   +	ELISA, ICC, IHC, WB
MMP-1, pAb	ADI-905-472	Rabbit		IHC
MMP-12 (hinge region), pAb	BML-SA669	Rabbit		ELISA, ICC, IHC, IP, WB
MMP-2 (CT), pAb	BML-SA616	Rabbit	   +	ELISA, IHC, IP, WB
MMP-3, pAb	BML-SA104	Rabbit	 +	ELISA, ICC, IHC, IP, WB
MMP-9 (CT), pAb	BML-SA620	Rabbit	 +	ELISA, IHC, IP, WB
MMP-9, pAb	ALX-210-756	Rabbit	 +	IHC, IP, WB
Mn SOD, mAb (MnS-1)	ALX-804-265	Mouse	 +	IHC, WB
Mn SOD, pAb	ADI-SOD-110	Rabbit	   +	IHC, WB
Mn SOD, pAb	ADI-SOD-111	Rabbit	   +	ELISA, FC, IHC, IP, WB
Mono- and polyubiquitinated conjugates, mAb (FK2)	BML-PW8810	Mouse	Species-independent	ELISA, IHC, IP, WB
Mono- and polyubiquitinated conjugates, mAb (FK2) (HRP conjugate)	BML-PW0150	Mouse	Species-independent	ELISA, IHC, WB
Motilin, pAb	BML-MA1198	Rabbit	Species-independent	IHC
Mouse anti-sheep/goat IgG, mAb (GT-34) (HRP conjugate)	ADI-SAB-400	Mouse	+	ELISA, IHC, WB
Mouse IgG2a Isotype Control	ALX-804-876	Mouse	Species-independent	FC, ICC, IHC, IP
Mouse IgG2a Isotype Control (ATTO 488 conjugate)	ALX-804-876TD	Mouse	Species-independent	FC, IHC
Mouse IgG2b Isotype Control (ATTO 488 conjugate)	ALX-804-877TD	Mouse	Species-independent	FC, IHC
MRP1 (human), mAb (MRPm5)	ALX-801-012	Mouse		FC, ICC, IHC, WB
MRP1 (human), mAb (MRPm6)	ALX-801-013	Mouse		FC, ICC, IHC, WB

PRODUCT NAME	PRODUCT #	HOST	SPECIES REACTIVITY	APPLICATIONS
MRP1 (human), mAb (QCRL-1)	ALX-801-010	Mouse		FC, ICC, IHC, IP, WB
MRP1 (human), mAb (QCRL-3)	ALX-801-011	Mouse		FC, ICC, IHC, IP, FUNC
MRP1, mAb (MRPr1)	ALX-801-007	Rat		FC, ICC, IHC, WB
MRP2 (human), mAb (M2I-4)	ALX-801-015	Mouse		ICC, IHC, WB
MRP2 (human), mAb (M2II-12)	ALX-801-018	Mouse		ICC, IHC
MRP2, mAb (M2III-5)	ALX-801-037	Mouse		ICC, IHC, WB
MRP2, mAb (M2III-6)	ALX-801-016	Mouse		ICC, IHC, WB
MRP3 (human), mAb (M3II-9)	ALX-801-019	Mouse		FC, ICC, IHC, WB
MRP4, mAb (M4I-10)	ALX-801-038	Rat		ICC, IHC, WB
MRP4, mAb (M4I-80)	ALX-801-039	Rat		ICC, IHC, WB
MRP5 (human), mAb (M5I-1)	ALX-801-021	Rat		FC, ICC, IHC, WB
MRP5 (human), mAb (M5II-54)	ALX-801-022	Rat		ICC, IHC, WB
Msx2, mAb (2E12)	ADI-AAM-010	Mouse		IHC, WB
Munc-18, pAb	ALX-210-247	Rabbit		IHC, IP, WB
Muscarinic receptor M2, pAb	BML-SA581	Rabbit		IHC, WB
Muscle actin, mAb (HHF35)	ENZ-C34931	Mouse	+	IHC, WB
Muscle actin, mAb (HHF35) (Ready-to-Use)	ENZ-30931	Mouse	+	IHC, WB
MVP/LRP (human), mAb (LMR5)	ALX-801-014	Rat		FC, ICC, IHC
MVP/LRP (human), mAb (LRP-56)	ALX-801-005	Mouse		FC, ICC, IHC
MVP/LRP (human), mAb (MVP-37)	ALX-801-026	Mouse		IHC, WB
Myelin basic protein [pThr98], mAb (P12)	BML-SA439	Mouse	Species-independent	ELISA, ICC, IHC, WB
Myosin (human), mAb (F109.16A12)	ALX-BC-1140-S	Mouse		IHC, WB
Myosin (human), mAb (F26.2D11)	ALX-BC-1050-S	Mouse		IHC, WB
Myosin (human), mAb (F36.5B9)	ALX-BC-1040-S	Mouse		IHC, WB
Myosin, mAb (F109.3E1)	ALX-BC-1150-S	Mouse		IHC, WB
Myosin, mAb (F113.15F4)	ALX-BC-1130-S	Mouse	+	IHC, WB
Na ⁺ /K ⁺ ATPase-β1, mAb (M17-P5-F11)	ALX-804-085A	Mouse	+	ICC, IF, IHC, IP, WB
Na ⁺ /K ⁺ ATPase α3 subunit, mAb (XVIF9-G10)	BML-SA247	Mouse	+	IHC, WB
Na ⁺ /K ⁺ ATPase-α, mAb (M7-PB-E9)	ALX-804-081	Mouse	+	ELISA, ICC, IHC, IP, WB
Na ⁺ /K ⁺ ATPase-α1, mAb (M8-P1-A3)	ALX-804-082	Mouse	+	IHC, WB
N-Acetylglucosamine (O-linked), mAb (RL2)	ALX-804-111	Mouse		ICC, IHC, IP, WB

PRODUCT NAME	PRODUCT #	HOST	SPECIES REACTIVITY	APPLICATIONS
nAChR (α -7 subunit), mAb (306)	ENZ-ABS163	Mouse	+	IF, IHC, IP, WB
Nanog, pAb	ENZ-ABS272	Rabbit		IF, IHC, WB, ChIP
N-cadherin, pAb	ALX-210-618	Rabbit	+	IHC, WB
NEDD8, pAb	ALX-210-194	Rabbit		ICC, IHC, IP, WB
Nephrin (Ig-like domain 5) clonal antibody (Y17-R)	ALX-810-016	Rabbit		ELISA, IHC, WB
Nesprin-1 (isoform α) (rat), pAb	ENZ-ABS189	Rabbit		IF, IHC, IP, WB
Nestin (human), mAb (2C1 3B9)	ENZ-ABS109	Mouse		ICC, IHC, WB
N-ethylmaleimide-sensitive fusion protein, pAb	BML-NL3720	Rabbit	+	IHC, IP, WB
Netrin-1, mAb (Nora-1)	ALX-804-838	Mouse	+	ELISA, IHC, IP, WB
Netrin-1, pAb (AT118)	ALX-210-943	Rabbit	+	IHC, WB
Neurocalcin δ , pAb	BML-NL3770	Rabbit		IHC, IP, WB
Neurofilament H (non-phosphorylated), mAb (SMI32)	ENZ-ABS220	Mouse	Mammalian	ELISA, ICC, IHC, WB
Neurofilament H (non-phosphorylated), mAb (SMI32) (purified)	ENZ-ABS219	Mouse	Mammalian	ELISA, ICC, IHC, WB
Neurofilament H (non-phosphorylated), mAb (SMI38)	ENZ-ABS221	Mouse	Mammalian	ELISA, ICC, IHC, WB
Neurofilament H, mAb (BE8)	BML-NA1215	Mouse	+	IHC, WB
Neurofilament L&H, mAb (14BA)	BML-NA1225	Mouse	+	IHC, WB
Neurofilament L, pAb	BML-NA1214	Rabbit	+	IHC, WB
Neurofilament M, pAb	BML-NA1216	Rabbit	Species-independent	IHC, WB
Neurofilament triplet proteins, mAb (13AA)	BML-NA1223	Mouse	+	IHC, WB
Neurofilaments (phosphorylated), mAb (SMI31)	ENZ-ABS215	Mouse	+	ELISA, ICC, IHC, WB
Neurogranin, pAb	BML-NA1300	Rabbit	+	IHC, WB
Neurokinin-1 receptor (rat), pAb	BML-NA4300	Rabbit		IHC
Neuron specific enolase, mAb (47)	BML-NA1501	Mouse	Mammalian	ELISA, IHC, WB
Neuron specific enolase, pAb	ADI-905-494	Rabbit		IHC
Neuron specific enolase, pAb	BML-NA1247	Rabbit		IHC, WB
Neuronal Ca ²⁺ sensor-1, pAb	BML-NL3750	Rabbit		IHC, IP, WB
Neuropeptide tyrosine precursor, pAb	BML-NA1235	Rabbit	+	IHC
Neuropeptide tyrosine, pAb	BML-NA1233	Rabbit		IHC, WB
Neuropeptide tyrosine, pAb	BML-NZ1115	Rat	Species-independent	IHC
Neuropeptide Y (human), mAb (8)	BPD-ABS-028-08	Mouse		ELISA, IF, IHC
Neuropeptide Y1 receptor, pAb	BML-SA642	Rabbit		ICC, IHC, WB
Neurotensin 1 receptor (NTS1), pAb	ADI-905-898	Rabbit		IHC, WB

































PRODUCT NAME	PRODUCT #	HOST	SPECIES REACTIVITY	APPLICATIONS
Neurotensin, pAb	BML-NA1230	Rabbit	Species-independent	IHC
Neurotensin, pAb	BML-NZ1112	Rat	Species-independent	IHC
Neurotensin, pAb	BML-NZ1113	Rabbit	Species-independent	IHC
NF-ATc1, mAb (7A6)	ALX-804-022	Mouse	+	ICC, IF, IHC, IP, WB, Gel Shift, CHIP
NF-ATc2, mAb (25A10.D6.D2)	ALX-804-215	Mouse		ICC, IF, IHC, IP, WB, Gel Supershift
NF-ATc2, pAb	ALX-210-578	Rabbit		IHC, IP, WB, ChIP
NGAL (human), mAb (5G5)	BPD-HYB-211-01	Mouse		ELISA, IHC, WB
NGAL (human), mAb (6B4)	BPD-HYB-211-02	Mouse		ELISA, IHC, WB
NGAL (monkey), mAb (56)	BPD-ABS-063-56	Mouse	+	ELISA, IHC
NGAL (monkey), mAb (68)	BPD-ABS-063-68	Mouse	+	ELISA, IHC
NGAL (monkey), mAb (68) (biotin conjugate)	BPD-ABS-063-68B	Mouse	+	ELISA, IHC
NGAL (mouse), mAb (29)	BPD-ABS-043-29	Rat		ELISA, IHC, WB
NGAL (pig), mAb (28)	BPD-ABS-048-28	Mouse	+	ELISA, IHC, WB
NGAL (rat), mAb (8)	BPD-ABS-039-08	Mouse		ELISA, IHC
Nicotinic acetylcholine receptor, mAb (88B)	ALX-802-002	Mouse	+	IHC, IP, WB
Nitric oxide synthase (endothelial), pAb	ALX-210-505	Rabbit	+	IHC, WB
Nitric oxide synthase (inducible) (mouse), pAb	ALX-210-504	Rabbit		IF, IHC, WB
Nitric oxide synthase (inducible) clonal antibody (K13-A)	ALX-810-003	Rabbit		ELISA, IHC, IP, WB
Nitric oxide synthase (inducible), pAb	BML-SA200	Rabbit		ICC, IHC, WB
Nitric oxide synthase (neuronal), pAb	ALX-210-529	Rabbit		IHC, WB
Nitric oxide synthase (neuronal), pAb	ALX-210-513	Rabbit	+	IHC, IP, WB
Nitric oxide synthase (neuronal), mAb (114C307.1)	ALX-804-408	Mouse		ICC, IHC, WB
Nitric oxide synthase (universal), mAb (NOS-3F7-B11-B5)	ALX-804-029	Mouse	+	IHC, WB
Nitric oxide synthase (universal), pAb	BML-SA277	Rabbit	+	IHC, WB
Nitrotyrosine, mAb (HM11)	BML-SA468	Mouse	Species-independent	ELISA, IHC, WB
NLRP1/NALP1 (human) (CT), pAb (Bur 242)	ALX-210-017	Rabbit		IHC, IP, WB
NLRP1/NALP1 (human) (NT), pAb (Bur 241)	ALX-210-018	Rabbit		IHC, IP, WB
NLRP1/NALP1 (human), mAb (Nalpy1-4)	ALX-804-803	Mouse		ICC, IHC, IP, WB
NLRP3/NALP3 (human), mAb (Nalpy3-b)	ALX-804-819	Mouse		IHC, IP, WB
NM23-H1, pAb (K73)	ALX-210-911	Rabbit		ICC, IHC, WB
NMDA receptor NR1 subunit (splice variant C2), pAb	BML-SA491	Rabbit		IHC, WB
NMDA receptor NR2A subunit, pAb	BML-SA425	Rabbit		IHC, IP, WB

























































































PRODUCT NAME	PRODUCT #	HOST	SPECIES REACTIVITY	APPLICATIONS
NMDA receptor NR2B subunit, pAb	BML-SA426	Rabbit	  	IHC, IP, WB
NMDA receptor NR2C subunit, pAb	BML-SA488	Rabbit	  	IHC, IP, WB
nNOS, pAb	ADI-KAP-N0030	Rabbit	 	IHC, WB
NQO1, mAb (A180)	ADI-OSA-700	Mouse		IHC, WB
NSF, mAb (9G7-3)	ADI-VAM-SV020	Mouse	   +	IHC, WB
Nuclear pore complex proteins, mAb (MAB414)	ENZ-ABS133	Mouse	+	IF, IHC, IP, WB, ImmunoEM
Nuclear pore complex proteins, mAb (MAB414) (purified)	ENZ-ABS105	Mouse	+	ICC, IHC, IP, WB, ImmunoEM
Nucleolin, mAb (4E2)	ADI-KAM-CP100	Mouse		FC, ICC, IHC, WB
Oct-1, pAb	ADI-905-496	Rabbit	  	IHC
Oct-2, pAb	ADI-905-498	Rabbit	  	IHC
Omentin 1 (human), mAb (Saly-1)	ALX-804-850	Mouse		ELISA, IHC, WB
Opioid receptor δ , pAb	ADI-905-745	Rabbit	 	ELISA, IHC, WB
Opioid receptor κ , pAb	ADI-905-799	Rabbit	  	ELISA, IHC, WB
Opioid receptor μ , pAb	ADI-905-744	Rabbit	  	ELISA, IHC, WB
Orexin receptor 1, pAb	BML-SA646	Rabbit	  	ICC, IHC, WB
Orexin receptor 2, pAb	BML-SA647	Rabbit	  	ICC, IHC, WB
Osteoblast specific factor 2, pAb	ALX-210-399	Rabbit	   +	ELISA, ICC, IHC, WB
Osteocalcin (21-31), mAb (OCG3)	ALX-804-536	Mouse	  +	IHC, WB
Osteocalcin (mouse) (NT), pAb	ALX-210-333	Rabbit		IHC
Osteocalcin (undercarboxylated), mAb (GluOC4-5)	ALX-804-538	Mouse	  +	ELISA, IHC, WB
Osteocalcin (γ -carboxylated), mAb (OC4-30)	ALX-804-534	Mouse	  +	IHC, WB
Osteocalcin, mAb (4-9) (OCG4)	ALX-804-537	Mouse	 +	IHC, WB
Osteopontin, mAb (53)	ADI-905-629	Mouse		ELISA, IHC, WB
Osteopontin, mAb (87-B)	ADI-905-630	Mouse		ELISA, IHC, WB
Osteopontin, pAb	ADI-905-500	Rabbit		IHC
Osteopontin, pAb	ALX-210-309	Rabbit	 	ELISA, IHC, WB
p130Cas, mAb (1H9)	ALX-803-300	Mouse	  	ELISA, ICC, IHC, IP, WB
P2Y12 receptor, pAb	BML-SA588	Rabbit	 	IHC, WB
P2Y4 receptor, pAb	BML-SA585	Rabbit	 	IHC, WB
P2Y6 receptor, pAb	BML-SA586	Rabbit	 	IHC, WB
p38 MAPK, pAb	ADI-KAS-MA009	Rabbit	   +	IHC, IP, WB
p53 (human), mAb (DO-7)	BML-PW1095	Mouse		ELISA, FC, IHC, IP, WB

















































































PRODUCT NAME	PRODUCT #	HOST	SPECIES REACTIVITY	APPLICATIONS
p53 (human), mAb (PAb1801)	BML-PW1085	Mouse		ELISA, FC, IHC, IP, WB
p53 (human), pAb	ENZ-ABS195	Rabbit		IHC
p53 DINP1 SIP, pAb	ADI-905-300	Rabbit		IHC, WB
p53, mAb (BP53-12)	ALX-801-060	Mouse	+	ELISA, ICC, IHC, IP, WB
p53, mAb (PAb122)	ADI-KAM-CC002	Mouse		FC, ICC, IHC, IP, WB
p53, mAb (PAb421)	BML-SA293	Mouse		ICC, IHC, IP, WB
p53, pAb	ADI-905-510	Rabbit		IHC
p53, pAb	ADI-KAP-CC030	Sheep		IHC, IP, WB
p62 (human), pAb	BML-PW9860	Rabbit		ELISA, IF, IHC, WB
p90/RSK2, pAb	ADI-KAS-ST007	Rabbit	+	IHC, WB
PAI-1 (human), mAb (I-1)	BPD-MON-I-1	Mouse		ELISA, IHC, WB, FUNC, Affinity Chromatography
PAI-1 (human), mAb (I-2)	BPD-MON-I-2	Mouse		ELISA, IHC, WB, FUNC, Affinity Chromatography
pan-CEACAM (1,3,4,5,6) (human), mAb (D14HD11)	ALX-805-080	Mouse		ELISA, FC, IHC, WB
Pancreastatin, pAb	BML-PA1243	Rabbit	+	IHC
Parkin (human), pAb	BML-PW9365	Rabbit		IHC, IP, WB
PARP-1 (human), pAb	ALX-210-895	Rabbit		ICC, IHC, IP, WB
PARP-1 (mouse), pAb	ALX-210-619	Rabbit		ICC, IHC, IP, WB
PARP-1, mAb (C-2-10)	BML-SA250	Mouse	+	ELISA, IHC, WB
PARP-1, pAb	ALX-210-221	Rabbit	+	ELISA, ICC, IHC, IP, WB
PARP-2 (mouse), pAb	ALX-210-899	Rabbit		ICC, IHC, IP, WB
PARP-3, pAb	ALX-210-971	Rabbit		ICC, IF, IHC, WB
Pax2, pAb	ENZ-ABS206	Rabbit	+	IHC, WB, Immunopurification, DNA band supershift
Pax3, mAb (C2)	ADI-905-688	Mouse		IHC, WB
Pax6, pAb	ENZ-ABS212	Rabbit		IF, IHC, WB
PC2, pAb	ENZ-ABS269	Rabbit		FC, ICC, IF, IHC, WB
PDGF receptor β , mAb (42G12)	ADI-905-682	Mouse		IHC, WB
PDI, mAb (1D3)	ADI-SPA-891	Mouse	+	ICC, IF, IHC, WB, EM
PDI, mAb (RL90)	ALX-804-012	Mouse	+	FC, ICC, IHC, IP, WB, FUNC
PDI, pAb	ADI-SPA-890	Rabbit	+	ICC, IHC, IP, WB
PDK1, pAb	ADI-KAP-PK112	Rabbit	+	IHC, WB
PECAM-1, mAb (CE6)	BML-EG6000	Mouse		IHC, WB
PEN2, pAb	ADI-905-736	Rabbit		IHC, WB

PRODUCT NAME	PRODUCT #	HOST	SPECIES REACTIVITY	APPLICATIONS
Peptide histidine isoleucine, pAb	BML-PA1246	Rabbit	Mammalian	IHC
Peptide histidine methionine, pAb	BML-PA1249	Rabbit	Mammalian	IHC
Peptide serine asparagine, pAb	BML-GA1164	Rabbit		IHC
Peptide tyrosine tyrosine, pAb	BML-PA1254	Rabbit	Species-independent	IHC, WB
Peptide YY (human), mAb (1)	BPD-ABS-029-01	Mouse		ELISA, IHC
Perforin (mouse), mAb (CB5.4)	ALX-804-057	Rat		ICC, IHC, IP, WB
Perlecan (bovine), mAb (A71)	BPD-CSI-001-71	Mouse	+	ELISA, IHC, IP, FUNC
Peroxiredoxin-1 (human), pAb	BML-SA356	Rabbit		IHC, WB
Peroxiredoxin-2 (human), pAb	BML-SA357	Rabbit		IHC, WB
Peroxiredoxin-3 (human), pAb	BML-SA358	Rabbit		IHC, WB
Peroxiredoxin-4 (human), pAb	BML-SA359	Rabbit		IHC, WB
PGD2 receptor (DP1), pAb	ADI-905-800	Rabbit		ELISA, IHC, WB
PGF2α receptor (FP), pAb	ADI-905-901	Rabbit		ELISA, IHC, WB
P-glycoprotein (human), mAb (C494)	ALX-801-003	Mouse		FC, ICC, IHC, IP, WB
P-glycoprotein (human), mAb (JSB-1)	ALX-801-004	Mouse	+	FC, ICC, IHC
P-glycoprotein (human), mAb (MRK16)	ALX-801-008	Mouse		FC, IHC, IP, FUNC
P-glycoprotein, mAb (C219)	ALX-801-002	Mouse	+	FC, ICC, IHC, IP, WB
PGP9.5, pAb	ADI-905-520	Rabbit		IHC, WB
PHAP (NT), pAb	ADI-905-233	Rabbit		IHC, WB
PHAP I (CT), pAb	ADI-905-234	Rabbit		IHC, WB
Phenylethanolamine N-methyltransferase, pAb	BML-PZ1040	Rabbit	+	IHC, WB
Phosphoinositide 3-kinase p110δ (human), pAb	ALX-210-747	Rabbit		ICC, IHC, WB
Phospholamban, mAb (2D12)	ALX-804-093	Mouse	+	ICC, IHC, IP, WB, FUNC
Phospho-Ser/Thr/Tyr, mAb (SPM101)	ADI-905-522	Mouse	Species-independent	IHC, WB
Phosphoserine, pAb	ADI-KAP-ST210	Rabbit	Species-independent	ELISA, IHC, IP, WB
Phosphotyrosine, mAb (PY20)	BML-SA240	Mouse	Species-independent	ICC, IHC, IP, WB
Phosphotyrosine, mAb (PY20) (biotin conjugate)	BML-SA243	Mouse	Species-independent	ELISA, ICC, IHC
Phosphotyrosine, pAb	ADI-KAP-TK155	Rabbit	Species-independent	ELISA, IHC, IP, WB
PIDD, mAb (Anto-1)	ALX-804-837	Mouse		IHC, WB
PIST, pAb	ADI-905-724	Rabbit		IHC, WB
PKC, pAb	ADI-KAP-PK003	Rabbit	+	IHC, IP, WB
PKCα, mAb (MC5)	ADI-KAM-PK020	Mouse	+	FC, IF, IHC, IP, WB
PKG, pAb	ADI-KAP-PK002	Rabbit	+	ICC, IHC, IP, WB






















































PRODUCT NAME	PRODUCT #	HOST	SPECIES REACTIVITY	APPLICATIONS
PKG, pAb	ADI-KAP-PK005	Rabbit	+	IHC, WB
PMCA ATPase, mAb (5F10)	ALX-804-049	Mouse	+	ICC, IHC, IP, WB
Poly(ADP-ribose), mAb (10H)	ALX-804-220	Mouse	+	FC, ICC, IHC, WB
Polycomb 2, pAb	ALX-210-570	Rabbit		ELISA, IHC, WB
Polyubiquitin (K63-linkage-specific), mAb (HWA4C4)	BML-PW0600	Mouse	Species-independent	ELISA, ICC, IHC, WB
Polyubiquitinated conjugates, mAb (FK1)	BML-PW8805	Mouse	Species-independent	ELISA, IHC, WB
POMP, pAb	BML-PW9715	Rabbit	+	IHC, IP, WB
Potassium channel K2p10.1, pAb	BML-SA575	Rabbit		IHC, WB
Potassium channel K2p3.1, pAb	BML-SA570	Rabbit		IHC, WB
PPAR γ 2 (mouse), pAb	ALX-210-192	Rabbit		ICC, IHC, WB, FUNC, Gel Supershift
PPAR δ , pAb	ALX-210-191	Rabbit		ICC, IHC, WB
Presenilin 1, mAb (APS 11)	ALX-804-554	Mouse	+	ELISA, ICC, IHC, WB
Prion protein, mAb (3F4)	ENZ-ABS119	Mouse	+	ELISA, IHC, IP, WB
PRMT1, pAb	ADI-905-699	Rabbit		ELISA, IHC, WB
PRMT5, pAb	ADI-905-698	Rabbit		IHC, WB
Progesterone receptor, mAb (α PR6)	ALX-803-010	Mouse	+	ICC, IHC, IP, WB
Prolactin receptor (rat), mAb (T6)	ALX-803-003	Mouse		ICC, IHC, WB, FUNC
Prolactin receptor, mAb (U5)	ALX-803-005	Mouse	+	FC, ICC, IHC, IP, WB
Proliferating cell nuclear antigen, mAb (PC10)	ALX-801-091	Mouse	+	IHC
Proteasome 19S ATPase subunit Rpt6, mAb (p45-110)	BML-PW9265	Mouse		IHC, IP, WB
Proteasome 19S Rpn12/S14 subunit (human), mAb (P31-27)	BML-PW8835	Mouse		IHC, WB
Proteasome 19S Rpn12/S14 subunit (human), pAb	BML-PW8815	Rabbit		IHC, WB
Proteasome 19S Rpn8/S12 subunit (human), pAb	BML-PW8180	Sheep		IHC, WB
Proteasome 19S Rpt3/S6b subunit, mAb (TBP7-27)	BML-PW8765	Mouse	+	IHC, IP, WB
Proteasome 19S Rpt3/S6b subunit, pAb	BML-PW8175	Rabbit	+	IHC, WB
Proteasome 19S Rpt3/S6b subunit, pAb	BML-PW8250	Rabbit	+	IHC, WB
Proteasome 19S Rpt4/S10b subunit, pAb	BML-PW8220	Rabbit	+	IHC, WB
Proteasome 19S Rpt5/S6a subunit, mAb (TBP1-19)	BML-PW8770	Mouse	+	IHC, WB
Proteasome 19S Rpt6/S8 subunit, pAb	BML-PW8215	Rabbit	+	IHC, WB
Proteasome 19S, pAb	BML-PW8375	Rabbit	+	IHC, WB
Proteasome 20S core subunits, pAb	BML-PW8155	Rabbit	+	IHC, IP, WB
Proteasome 20S α subunit (human), mAb (HP305)	BML-PW8280	Mouse		IHC

PRODUCT NAME	PRODUCT #	HOST	SPECIES REACTIVITY	APPLICATIONS
Proteasome 20S α 1,2,3,5,6,& 7 subunits, mAb (MCP231)	BML-PW8195	Mouse	 +	IHC, WB
Proteasome 20S α 2 subunit, mAb (MCP21)	BML-PW8105	Mouse	 +	IHC, IP, WB
Proteasome 20S α 3 subunit, mAb (MCP257)	BML-PW8115	Mouse	 +	IHC, WB
Proteasome 20S α 4 subunit (human), mAb (MCP34)	BML-PW8120	Mouse		IHC, IP, WB
Proteasome 20S α 4 subunit, mAb (MCP79)	BML-PW9140	Mouse		IHC, IP, WB
Proteasome 20S α 5 subunit (human), mAb (HP903)	BML-PW8270	Mouse		IHC, IP
Proteasome 20S α 5 subunit, mAb (MCP196)	BML-PW8125	Mouse	 +	IHC, WB
Proteasome 20S α 6 subunit, mAb (MCP20)	BML-PW8100	Mouse	 +	IHC, IP, WB
Proteasome 20S α 7 subunit, mAb (MCP72)	BML-PW8110	Mouse	 +	IHC, WB
Proteasome 20S β 1 subunit, mAb (MCP421)	BML-PW8140	Mouse	 +	IHC, WB
Proteasome 20S β 1i subunit (human), pAb	BML-PW8345	Rabbit		IHC, WB
Proteasome 20S β 1i subunit, mAb (LMP2 - 13)	BML-PW8840	Mouse		IHC, WB
Proteasome 20S β 1i subunit, pAb	BML-PW8205	Rabbit		IHC, WB
Proteasome 20S β 2 subunit, mAb (MCP165)	BML-PW9300	Mouse		IHC, WB
Proteasome 20S β 2 subunit, mAb (MCP168)	BML-PW8145	Mouse	 +	IHC, WB
Proteasome 20S β 2/2i subunit, pAb	BML-PW8210	Rabbit	 +	IHC, WB
Proteasome 20S β 2i subunit, pAb	BML-PW8150	Rabbit		IF, IHC, WB
Proteasome 20S β 3 subunit, mAb (MCP102)	BML-PW8130	Mouse	 +	IHC, WB
Proteasome 20S β 5 subunit (human), pAb	BML-PW8895	Rabbit		IHC, WB
Proteasome 20S β 5i subunit (human), pAb	BML-PW8355	Rabbit		IHC, WB
Proteasome 20S β 5i subunit, mAb (LMP7-1)	BML-PW8845	Mouse		IHC, WB
Proteasome 20S β 5i subunit, pAb	BML-PW8400	Rabbit	 +	ELISA, IF, IHC, WB
Proteasome 20S β 6 subunit, pAb	BML-PW9000	Rabbit		IHC, WB
Proteasome 20S β 7 subunit, mAb (MCP205)	BML-PW8135	Mouse	 +	IHC, WB
Proteasome activator 11S β subunit, pAb	BML-PW8240	Rabbit		IHC, WB
Proteasome activator 11S γ subunit, pAb	BML-PW8190	Rabbit		IHC, WB
Protein kinase C β 1 clonal antibody (A10-F)	ALX-810-006	Rabbit		ELISA, IHC, IP, WB
Protein kinase C γ clonal antibody (A12-H)	ALX-810-008	Rabbit		ELISA, IHC, IP, WB
Proteinase inhibitor 8 (human), mAb (PI-8)	ALX-804-655	Mouse		ELISA, IHC, WB
Proteinase inhibitor 9 (human), mAb (7D8)	ALX-804-595	Mouse		FC, IHC, WB
Proteinase inhibitor 9 (human), mAb (PI9-17)	ALX-804-457	Mouse		IHC, WB
Proteinase-activated receptor-1 (extracellular) (human), pAb	BML-SA650	Rabbit		FC, ICC, IHC, WB

PRODUCT NAME	PRODUCT #	HOST	SPECIES REACTIVITY	APPLICATIONS
Proteinase-activated receptor-4 (extracellular), pAb	BML-SA652	Rabbit	 	FC, ICC, IHC, WB
Prox1, pAb	ENZ-ABS208	Rabbit	  	IHC, WB
PRUNE (human), pAb (A59)	ALX-210-912	Rabbit		ICC, IHC, IP, WB
PRUNE, mAb (4G3/4)	ALX-804-823	Mouse	 	ICC, IHC, WB
PSA, pAb	ADI-905-532	Rabbit		IHC
PSCA, pAb	ADI-905-534	Rabbit		IHC
PTEN, mAb (6H2.1)	ALX-804-254	Mouse	  	ELISA, ICC, IHC, IP, WB
PTX3, mAb (MNB1)	ALX-804-463	Rat	 	IHC, WB
PTX3, mAb (MNB4)	ALX-804-464	Rat	 	ELISA, FC, IHC, IP, WB
PTX3, pAb	ALX-210-365	Rabbit	     	ELISA, ICC, IHC, IP, WB
PTX3, pAb (biotin conjugate)	ALX-210-365B	Rabbit	      	ELISA, ICC, IHC
PUMA (NT), pAb	ADI-905-237	Rabbit		IHC, WB
RAB3A, pAb	ADI-KAP-GP003	Rabbit	 	IHC, WB
RAB4, pAb	ADI-KAP-GP005	Rabbit	 	ICC, IHC, WB
RAB5, pAb	ADI-KAP-GP006	Rabbit	      	ICC, IHC, WB
Rabbit anti-rat IgG, pAb (HRP conjugate)	ADI-SAB-200	Rabbit	 	ELISA, IHC, WB
RAIDD, pAb	ADI-AAP-270	Rabbit	   	IHC, WB
RANK, mAb (9A725)	ALX-804-212	Mouse	 	FC, IHC, WB
RANKL (human), mAb (Ranky-1)	ALX-804-830	Rat		ELISA, IHC, WB
RANKL, mAb (12A380)	ALX-804-244	Mouse	 	FC, IHC, WB
RANKL, mAb (12A668)	ALX-804-243	Mouse	 	IHC, WB
RbAp46, pAb (biotin conjugate)	ENZ-ABS285	Rabbit		ICC, IF, IHC, WB
RBP4, pAb	ALX-210-974	Rabbit	      	ELISA, ICC, IF, IHC, IP, WB
Repetin, pAb (AF646)	ALX-210-925	Rabbit	 	IHC, WB
Retinoblastoma protein (human), mAb (1F8)	BML-SA124	Mouse		ICC, IHC, IP, WB
Retinoblastoma protein, mAb (MAB245)	BML-SA188	Mouse	 	ICC, IHC, IP, WB
RIP3, pAb	ADI-905-242	Rabbit	 	IHC, WB
RNase L (human), mAb (2E9)	ALX-804-581	Mouse		ELISA, ICC, IHC, IP, WB
rSec6, mAb (9H5)	ADI-VAM-SV021	Mouse	      	ICC, IHC, WB
rSec8, mAb (14G1)	ADI-VAM-SV016	Mouse	      	ICC, IHC, IP, WB
RUNX3 (human), mAb (R3-6E9)	ALX-803-318	Mouse		IHC, IP, WB
RUNX3, mAb (R3-1E10)	ALX-803-320	Mouse	 	IHC, WB

PRODUCT NAME	PRODUCT #	HOST	SPECIES REACTIVITY	APPLICATIONS
RXR- γ , pAb	ADI-905-546	Rabbit	   	IHC, WB
Ryanodine receptor, mAb (34C)	ALX-804-016	Mouse	    +	ICC, IHC, IP, WB
Ryanodine receptor, mAb (C3-33)	ALX-804-015	Mouse	    +	FC, ICC, IHC, IP, WB
S100 (human) clonal antibody (D28-E)	ALX-810-220	Rabbit		IHC
SAP102, mAb (7D3, mAb 119)	ADI-VAM-PS006	Mouse	  	IHC, IP, WB
SAP97, mAb (RPI 197.4)	ADI-VAM-PS005	Mouse	    +	ICC, IHC, IP, WB, EM
SAP97, pAb	ALX-210-280	Rabbit	  	ICC, IHC, IP, WB
SEL1L, mAb (MSel1)	ALX-804-579	Mouse	 	IHC, IP, WB
Septin 5/Cdcrel-1, mAb (SP18)	ADI-905-781	Mouse	   	IHC, WB
SERCA1 ATPase, mAb (VE121G9)	ALX-804-087	Mouse	    +	IHC, WB, FUNC
SERCA2 ATPase, mAb (2A7-A1)	ALX-804-088	Mouse	    +	FC, ICC, IHC, IP, WB
SERCA2 ATPase, mAb (IID8)	ALX-804-048	Mouse	   +	ICC, IHC, WB
Serotonin receptor 5HT1A, pAb	ADI-905-741	Rabbit	   	ELISA, IHC, WB
Serotonin, pAb	BML-SA1264	Rabbit	Species-independent	IHC
Serotonin, pAb	BML-SZ1011	Rat	Species-independent	IHC
Serotonin, pAb	BML-SZ1021	Rabbit	Species-independent	IHC
SGK-1 (CT), pAb	ADI-KAP-PK015	Rabbit	 +	IHC, WB
Shc [pTyr239/240], mAb (1E3)	ALX-804-357	Mouse	    +	ELISA, IHC, WB
Shc [pTyr317], mAb (15E11)	BML-SA349	Mouse	 	IHC, WB
Shc, mAb (11F6)	ADI-905-665	Mouse	  	ELISA, ICC, IHC, WB
SIRT1 (human), pAb	BML-SA427	Rabbit		IHC, WB
SIRT3, pAb	BML-SA463	Rabbit	   +	IHC, WB
Smac/DIABLO (CT), pAb	ADI-905-244	Rabbit	   	IHC, WB
Smac/DIABLO (human), pAb	ALX-210-788	Rabbit		IHC, WB
Smac/DIABLO (mouse), mAb (9H10)	ALX-804-366	Rat		ELISA, FC, ICC, IHC, IP, WB
Smac/DIABLO, mAb (79-1-83)	ADI-905-684	Mouse	 +	IHC, WB
Smac/DIABLO, pAb	ADI-AAP-465	Rabbit	   	IHC, WB
Smac/DIABLO, pAb	BML-SA219	Rabbit	   	IHC, WB
Smooth muscle actin, mAb (CGA7)	ENZ-C34933	Mouse	 +	IHC, WB
Smooth muscle actin, mAb (CGA7) (Ready-to-Use)	ENZ-30933	Mouse	 +	IHC, WB
SNAP 25 (CT), pAb	BML-SL3730	Rabbit	  +	ELISA, IHC, WB
SNAP α , mAb (15D4)	BML-SG1936	Mouse	  	IHC, IP, WB

PRODUCT NAME	PRODUCT #	HOST	SPECIES REACTIVITY	APPLICATIONS
SNAP α/β , mAb (6B7-3)	ADI-VAM-SV027	Mouse	+	IHC, IP, WB
SNAP α/β , mAb (16D1)	BML-SG1931	Mouse	+	IHC, WB
SNAP-25, pAb	ADI-VAP-SV002	Rabbit	+	IF, IHC, WB
Somatostatin 14, pAb	BML-SA1267	Rabbit	Species-independent	IHC, ImmunoEM
Somatostatin 28, pAb	BML-SA1268	Rabbit	Species-independent	IHC, ImmunoEM
Somatostatin receptor type 3, pAb	BML-SA593	Rabbit		IHC, WB
Somatostatin receptor type 4 (rat), pAb	BML-SA594	Rabbit		IHC, WB
Somatostatin, pAb	BML-SZ1114	Rabbit	Species-independent	IHC, WB
Somatostatin, pAb	BML-SZ1116	Rat	Species-independent	IHC
Src, mAb (5A18)	ADI-905-678	Mouse		IHC, WB
Src, pAb	ADI-KAS-TK121	Rabbit	+	IHC, WB
ssDNA, mAb (F7-26)	ALX-804-192	Mouse	Species-independent	FC, ICC, IHC
ST2, pAb	ADI-CSA-512	Rabbit		IHC, WB
Stat3 [pSer727], mAb (23G5)	ADI-905-672	Mouse	+	ELISA, IHC, WB
STAT3 [pTyr705], mAb (9E12)	ALX-804-180	Mouse	+	ELISA, ICC, IHC, IP, WB
Stat5 A/B [pTyr695/Tyr699], mAb (5G4)	ADI-905-673	Mouse		ELISA, ICC, IHC, WB
Stat5 α , pAb	ADI-905-556	Rabbit		IHC, WB
STIM1 (extracellular), pAb	BML-SA676	Rabbit		FC, ICC, IHC, WB
Substance P, pAb	BML-SA1270	Rabbit	+	IHC
Substance P, pAb	BML-SZ1062	Rabbit	Species-independent	IHC
Surfactant protein A (human), mAb (6F10)	BPD-HYB-238-04	Mouse		ELISA, IHC, WB
Surfactant protein D (human), mAb (16C11)	BPD-HYB-245-02	Mouse		ELISA, IHC, WB
Survivin, mAb (60.11)	ADI-905-632	Mouse		IHC, WB
Syk, mAb (SYK-01)	ALX-804-480	Mouse		ICC, IHC, IP, WB
Synaptophysin, mAb (SP15)	ADI-VAM-SV011	Mouse	+	IHC, WB
Synaptotagmin I, pAb	ADI-VAS-SV008	Rabbit	+	ICC, IHC, WB
Synaptotagmin, mAb (ASV30)	ADI-SYA-130	Mouse		IHC, WB
Synaptotagmin, mAb (ASV48)	ADI-SYA-148	Mouse	+	ICC, IHC, IP, WB
Syntaxin 13, mAb (15G2)	ADI-VAM-SV026	Mouse	+	IHC, WB
Syntaxin 1A, pAb	ADI-VAP-SV064	Rabbit	+	IHC, IP, WB
Syntaxin 2, pAb	ADI-VAP-SV065	Rabbit	+	IHC, IP, WB
TAC1 (mouse), mAb (8F10)	ALX-804-800	Rat		FC, IHC, FUNC

PRODUCT NAME	PRODUCT #	HOST	SPECIES REACTIVITY	APPLICATIONS
TAK1, pAb	ADI-KAS-ST009	Rabbit	   +	IHC, WB
TAP1, pAb	ADI-CSA-620	Rabbit	  	IHC, IP, WB
Tau (human), mAb (C3)	ENZ-ABS214	Mouse		ELISA, IHC, WB
Tau (human), mAb (Tau 12)	ENZ-ABS216	Mouse		ELISA, IHC, WB
Tau (human), pAb (TAUY21)	BML-TA3121	Rabbit		IHC, WB
Tau (human), pAb (TAUY6)	BML-TA3136	Rabbit		IHC, WB
Tau (human), pAb (TAUY9)	BML-TA3119	Rabbit		IHC, WB
TCP-1 α , mAb (23c)	ADI-CTA-123	Rat	   +	ICC, IHC, IP, WB
TCP-1 α , mAb (91a)	ADI-CTA-191	Rat	   +	FC, ICC, IHC, IP, WB
TCP-1 β , mAb (PK/8/4/4i/2f)	ADI-CTA-202	Rat	   +	IHC, WB
Tenascin (human), mAb (DB7)	BML-TG6044	Mouse		IHC, IP, WB
Tenascin (human), mAb (EB2)	BML-TG6040	Mouse		IHC, IP, WB
Tenascin-W, pAb	ALX-210-894	Rabbit	 	ELISA, ICC, IHC, IP, WB
Tetranectin (human), mAb (5B7)	BPD-HYB-130-11	Mouse		ELISA, IHC, WB
Thrombomodulin, mAb (Phx-01)	ENZ-ABS110	Mouse	Mammalian	ELISA, IHC, WB, FUNC
Thrombospondin I (bovine), mAb (A65M)	BPD-CSI-002-65	Mouse	 +	ELISA, IHC, IP
Thyroid Peroxidase (human), mAb (TPO 47)	ALX-BC-6010-S	Mouse		IHC, WB
TIMP-1, pAb	ADI-905-584	Rabbit		IHC
TIMP-3 (human), pAb	BML-SA375	Rabbit		ELISA, IHC, IP, WB
TIRAP, pAb	ADI-CSA-514	Rabbit	  	IHC, WB
TIRP, pAb	ADI-CSA-515	Rabbit	  	IHC, WB
Titin, mAb (F146.9B9)	ALX-BC-3010-S	Mouse	  +	IHC, WB
TNF receptor 1, pAb	ADI-CSA-815	Rabbit	   +	IHC, IP, WB
TNF receptor 2, pAb	ADI-905-593	Rabbit	  	IHC
TNF-R1 (human), mAb (H398)	ALX-804-200	Mouse		FC, IHC, FUNC
TNF receptor 2 (human), mAb (TL2.1)	ALX-804-323	Mouse		ELISA, FC, IHC, IP, WB
TNF-R2, mAb (80M2)	ALX-804-450	Mouse	 	ELISA, FC, IHC, IP, WB, FUNC
Toll-like receptor 1, pAb	ADI-905-725	Rabbit	 	IHC, WB
Toll-like receptor 2, pAb	ADI-905-710	Rabbit	 	IHC, WB
Toll-like receptor 2 (human), mAb (TL2.1) (preservative free)	ALX-804-323PF	Mouse		ELISA, FC, IHC, IP, WB, FUNC
Toll-like receptor 2 (human), mAb (TL2.3)	ALX-804-324	Mouse		ELISA, ICC, IHC

PRODUCT NAME	PRODUCT #	HOST	SPECIES REACTIVITY	APPLICATIONS
Toll-like receptor 2 (human), mAb (TL2.3) (preservative free)	ALX-804-324PF	Mouse		ELISA, ICC, IHC
Toll-like receptor 3 (mouse), pAb	ALX-210-367	Rabbit		FC, IHC, WB
Toll-like receptor 3, mAb (40C1285.6)	ALX-804-362	Mouse	+	FC, ICC, IHC, IP, WB
Toll-like receptor 3, mAb (40C1285.6) (FITC conjugate)	ALX-804-362F	Mouse	+	FC, IHC
Toll-like receptor 4, pAb	ALX-210-638	Goat		ICC, IHC, WB
Toll-like receptor 4, pAb	ADI-CSA-801	Rabbit		ICC, IHC, WB
Toll-like receptor 5 (human), pAb	ALX-210-853	Goat		FC, ICC, IHC, WB
Toll-like receptor 5, mAb (19D759.2)	ALX-804-598	Mouse	+	FC, IHC, WB
Toll-like receptor 6 (human), mAb (86B1153.2)	ALX-804-363	Mouse		FC, IHC
Toll-like receptor 7, pAb	ALX-210-874	Rabbit		FC, ICC, IHC, IP, WB
Toll-like receptor 8, mAb (44C143)	ALX-804-376	Mouse		FC, IHC, WB
Toll-like receptor 9 (mouse), pAb	ALX-210-637	Goat		ICC, IHC, WB
Toll-like receptor 9, mAb (26C593.2)	ALX-804-364	Mouse	+	FC, IHC, WB
Toll-like receptor 9, mAb (26C593.2) (FITC conjugate)	ALX-804-364F	Mouse	+	FC, IHC
Toll-like receptor 9, mAb (26C593.2) (R-PE conjugate)	ALX-804-364R	Mouse	+	FC, IHC
TPPP, mAb (17C6)	ALX-803-342	Rat	+	ICC, IHC, WB
TRAF3 (human), pAb	ALX-210-025	Rabbit		IHC, WB
TRAF4 (human), pAb	ALX-210-026	Rabbit		ICC, IHC, IP
TRAF5, pAb (1847)	ALX-210-027	Rabbit		IHC, WB
TRAIL (human), mAb (III6F)	ALX-804-326	Mouse		ELISA, FC, IHC, IP, WB
TRAIL (human), pAb	ADI-AAP-470	Rabbit		IHC, WB
TRAIL (human), pAb	ALX-210-732	Rabbit		FC, ICC, IHC, WB
TRAIL-R1 (human), mAb (TR1.02)	ALX-804-665	Mouse		FC, IHC, WB
TRAIL-R2 (human), mAb (DJR2-2)	ALX-804-913	Mouse		FC, IHC
TRAIL-R2, pAb	ALX-210-743	Goat		FC, ICC, IHC, WB
TRAIL-R3 (human), mAb (TR3.06)	ALX-804-667	Mouse		FC, IHC, WB
TRAIL-R3 (human), pAb	ALX-210-744	Goat		FC, ICC, IHC, WB
TRAIL-R4 (human), mAb (01)	ALX-804-915	Mouse		FC, IHC
TRAIL-R4, pAb	ADI-AAP-371	Rabbit		ICC, IHC, WB
Trefoil factor 3 (human), mAb (15C6)	ALX-804-422	Mouse		ICC, IHC, IP, WB
TRIP-Br1, mAb (TB1-27/2)	ALX-804-645	Mouse	+	IHC, IP, WB

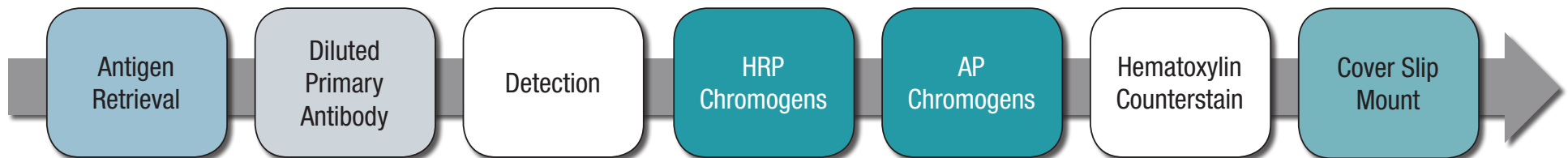
PRODUCT NAME	PRODUCT #	HOST	SPECIES REACTIVITY	APPLICATIONS
TRK receptor (human), mAb (MGR12)	ALX-804-575	Mouse		FC, IHC, IP
Trop-2 (human), mAb (MOv16)	ALX-804-650	Mouse		FC, ICC, IHC, IP, WB
TRPA1 (extracellular), pAb	BML-SA617	Rabbit		IHC, WB
TRPC1, pAb	BML-SA559	Rabbit		IHC, WB
TRPC3, pAb	BML-SA560	Rabbit		IHC, WB
TRPC4, pAb	BML-SA561	Rabbit		IHC, WB
TRPC6, pAb	BML-SA563	Rabbit		IHC, WB
TRPV1 (human), pAb	BML-SA556	Rabbit		ICC, IHC
TRPV1, pAb	BML-SA564	Rabbit		IHC, WB
TRPV4, pAb	BML-SA565	Rabbit		IHC, WB
TRPV5, pAb	BML-SA566	Rabbit		IHC, WB
TRPV6 (human), pAb	BML-SA567	Rabbit		IHC, WB
Tryptophan hydroxylase, mAb (WH-S)	BML-TZ1050	Mouse	+	IHC, WB
Tyrosine hydroxylase, pAb	BML-SA497	Rabbit		IHC, WB
Tyrosine hydroxylase, pAb	BML-SA497	Rabbit	Mammalian	ICC, IHC, WB
Tyrosine hydroxylase, pAb	BML-SA497	Rabbit	Species-independent	ELISA, ICC, IF, IHC, IP, WB
Ub ⁺¹ , pAb	BML-PW9780	Rabbit		IHC, WB
UBE1L (human), pAb	ALX-210-391	Rabbit		IHC, WB
Ubiquitin activating enzyme (NT), pAb	BML-PW8385	Rabbit	+	IHC, IP, WB
Ubiquitin activating enzyme, pAb	BML-PW8390	Rabbit	+	IHC, IP, WB
Ubiquitin, mAb (P4D1)	BML-PW0930	Mouse	Species-independent	IHC, IP, WB
Ubiquitin, mAb (P4G7-H11)	ADI-SPA-203	Mouse	+	FC, IHC, WB
Ubiquitin, pAb	ADI-SPA-200	Rabbit	+	ICC, IHC, WB
Ubiquitin-protein conjugates, pAb	BML-UG9511	Rabbit	Species-independent	IHC, WB
uPAR (human), mAb (R-4)	BPD-MON-R-4	Mouse		ELISA, FC, IHC, WB
uPAR (human), mAb (R-5)	BPD-MON-R-5	Mouse		ELISA, IHC, WB
Urm1 (human), pAb	BML-PW9595	Rabbit		IHC, WB
Urotensin II receptor, pAb	BML-SA595	Rabbit		IHC, WB
VAMP2, mAb (SP10)	ADI-VAM-SV014	Mouse	+	IHC, WB
Vasoactive intestinal (poly)peptide, pAb	BML-VA1285	Rabbit	+	IHC
Vasopressin receptor V1b, pAb	ADI-905-750	Rabbit		ELISA, IHC, WB
Vasopressin receptor V2, pAb	ADI-905-812	Rabbit		ELISA, IHC, WB

PRODUCT NAME	PRODUCT #	HOST	SPECIES REACTIVITY	APPLICATIONS
VE-cadherin (human), mAb (BV6)	ALX-803-305	Mouse		ELISA, FC, ICC, IHC, IP, WB
VE-cadherin, pAb	ALX-210-232	Rabbit	+	ELISA, FC, ICC, IHC, WB, FUNC
VE-cadherin, pAb (biotin conjugate)	ALX-210-232B	Rabbit	+	ELISA, FC, ICC, IHC, WB
Vesicular acetylcholine transporter, pAb	BML-SA684	Goat		ELISA, IHC
Vesicular glutamate transporter-2, pAb	BML-GZ1060	Rabbit		IHC
Vesicular glutamate transporter-2, pAb	BML-GZ1065	Guinea pig		IHC
Viable rat beta cells and RIN cells, mAb (K14D10)	ALX-803-052	Mouse		FC, ICC, IHC, Cell Sorting
Vimentin (human), mAb (65E)	BML-VG6100	Mouse		IHC, WB
Vimentin [pSer6], mAb (M06)	ADI-KAM-CC245	Mouse		IHC, WB
Vinculin (human), mAb (FB11)	BML-VG6110	Mouse		IHC, WB
Vitronectin (human), mAb (HV2)	BPD-CSI-003-02	Mouse		ELISA, IHC, WB
Voltage gated potassium channel Kv2.2, pAb	BML-SA484	Rabbit	+	IHC, WB
VRK1 (human) (1F6), mAb	ALX-803-321	Mouse		IHC, IP, WB
Wnt-1, pAb	ADI-905-617	Rabbit		IHC, WB
XBP-1, pAb	ADI-905-739	Rabbit		ICC, IHC, WB
XBP-1, pAb	ENZ-ABS223	Rabbit		FC, ICC, IHC, WB
XIAP, mAb (2F1)	ADI-AAM-050	Mouse		IHC, IP, WB
Zap-70, mAb (11H40)	ADI-905-681	Mouse		IHC, WB
α Fodrin, mAb (AA6)	BML-FG6090	Mouse	Mammalian +	IHC, WB
α Melanocyte stimulating hormone, pAb	BML-MZ1111	Rabbit	+	IHC
α -Actinin-4, pAb	ALX-210-356	Rabbit	+	IHC, IP, WB
α B-Crystallin (human), pAb	BML-CA9360	Rabbit		IHC, WB
α B-Crystallin, mAb (1B6.1-3G4)	ADI-SPA-222	Mouse	+	ICC, IF, IHC, WB
α B-Crystallin, pAb	ADI-SPA-223	Rabbit	+	IF, IHC, WB
α -CGRP (human), mAb (4)	BPD-ABS-026-04	Mouse		ELISA, IHC
α -CGRP (human), mAb (5)	BPD-ABS-026-05	Mouse		ELISA, IHC
α -Gal Epitope (Gal α 1-3Gal β 1-4GlcNAc-R), mAb (M86)	ALX-801-090	Mouse	+	ELISA, FC, IHC, WB, FUNC
α -Synuclein (human), mAb (15G7)	ALX-804-258	Rat		IHC, IP, WB
α -Synuclein (human), mAb (LB509)	ENZ-ABS218	Mouse		ELISA, IHC, WB
α -Synuclein, pAb	BML-SA3400	Rabbit		IHC, WB
α -Synuclein, pAb	ADI-905-565	Rabbit		IHC
β -Amyloid (1-40), mAb (11A50-B10)	ENZ-ABS116	Mouse		ELISA, IHC, WB

PRODUCT NAME	PRODUCT #	HOST	SPECIES REACTIVITY	APPLICATIONS
β -Amyloid (rodent), pAb	ENZ-ABS197	Rabbit	+	IHC
β -Amyloid, mAb (2C8)	ADI-NBA-104	Mouse	👤	IHC, WB
β -Catenin (NT/exon 2), mAb (7D11)	ALX-804-060	Mouse	👤 🐭 +	ELISA, IHC, IP, WB
β -Catenin, mAb (12F7)	ADI-KAM-ST001	Mouse	👤 🐭 🐹	IHC, IP, WB
β -Catenin, mAb (8E4)	ALX-804-260	Mouse	👤 🐭 +	ELISA, ICC, IHC, WB
β -Catenin, mAb (dephospho, aa 35-50) (7A7)	ALX-804-259	Mouse	👤 🐭 +	ELISA, ICC, IHC, IP, WB
β -Chemokine receptor D6 (mouse), pAb	ALX-210-851	Goat	🐐	FC, ICC, IHC, WB
β III-Tubulin (human), mAb (TU-20)	ALX-804-405	Mouse	👤	ELISA, FC, ICC, IHC, WB
β -Synuclein, pAb	BML-SA3405	Rabbit	👤 🐭 🐹	IHC, WB
γ -Aminobutyric acid, mAb (5A9)	BML-GA1160	Mouse	Species-independent	IHC, WB
γ -Aminobutyric acid, pAb	BML-GA1159	Rabbit	Species-independent	ELISA, IHC
γ -Aminobutyric acid, pAb	BML-GZ1031	Rat	Species-independent	IHC
γ -Aminobutyric acid, pAb	BML-GZ1081	Guinea pig	Species-independent	IHC
μ -Calpain (domain III), mAb (9A4H8D3)	ALX-804-050	Mouse	👤 🐭 🐹 +	ICC, IHC, WB

Discover Enzo's Complete Range of Innovative Tools For IHC Analysis

Providing the Whole Assay from Retrieval to Coverslip



Convenient Tools for Complex Protocols

Multiplex Detection Kits

Superior MULTIVIEW® IHC kits for efficient detection of multiple antigens in a single tissue sample

- Biotin-free nanopolymer-based system for superior multiplex antigen detection
- Complete kit includes HIGHDEF® chromogens for sensitive, crisp 2-color development
- Preserves precious tissue while reducing reagent and labor costs
- Expandable with additional chromogens (sold separately)

Kits Include:

- Peroxidase Block
- POLYVIEW® HRP & AP Detection Reagents
- HIGHDEF® Stable DAB Plus Chromogen & Buffer
- HIGHDEF® Red Chromogen & Buffer
- Mixing Bottles

Multiplex Detection Kits	
Product Name	Product #
MULTIVIEW® (mouse-HRP/rabbit-AP) Kit	ADI-950-100
MULTIVIEW® (mouse-HRP/mouse-AP) Kit	ADI-950-101

Nanopolymer Detection Reagents & Kits

Highest sensitivity, lowest background POLYVIEW® PLUS nanopolymer detection reagents & kits for use with HIGHDEF® chromogens

- Biotin-free nanopolymer detection circumvents endogenous biotin background
- High intensity color development delivers sharp, crisp staining
- Customize with HIGHDEF® chromogens of your choice
- Suitable for both IHC and ISH detection
- Compatible for both manual and automated platforms

Nanopolymer Detection Reagents & Kits	
Product Name	Product #
POLYVIEW® PLUS HRP (Anti-Rabbit) Reagent	ENZ-ACC103
POLYVIEW® PLUS HRP (Anti-Mouse) Reagent	ENZ-ACC104
POLYVIEW® PLUS AP (Anti-Rabbit) Reagent	ENZ-ACC110
POLYVIEW® PLUS HRP-DAB (Anti-Rabbit) Kit	ENZ-KIT159
POLYVIEW® PLUS HRP-DAB (Anti-Mouse) Kit	ENZ-KIT160

Streptavidin Detection Reagents

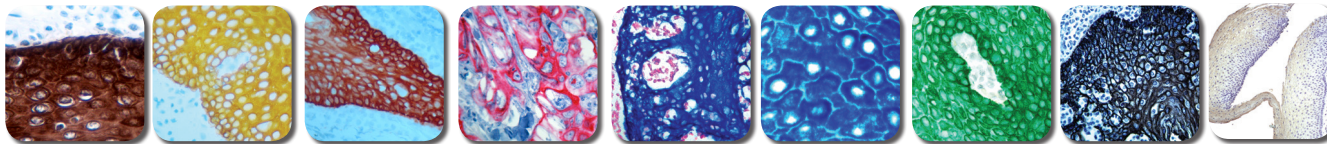
High sensitivity, low background SAVIEW® PLUS reagents

- Streptavidin-based detection with reduced carbohydrate and biotin background vs. ABC
- 5-10X more sensitive than ABC detection
- Applicable for custom multiplexing IHC protocols
- Suitable for IHC and ISH detection
- Compatible for both manual and automated platforms

Streptavidin Detection Kits	
Product Name	Product #
SAVIEW®PLUS HRP Reagent	ENZ-ACC102
SAVIEW®PLUS AP Reagent	ENZ-ACC111

An Unrivaled Selection of High Definition Chromogens

Enzo offers the broadest (and expanding) palette of colors to choose from, giving you the ultimate flexibility in planning your multiplex IHC protocol.



HIGHDEF® DAB (Brown) HRP	HIGHDEF® Yellow HRP	HIGHDEF® AEC (Red) HRP	HIGHDEF® Red AP	HIGHDEF® Blue HRP	HIGHDEF® Blue AP	HIGHDEF® Green AP	HIGHDEF® Black HRP	HIGHDEF® Hematoxylin
ENZ-ACC105	ADI-950-170	ADI-950-210	ADI-950-140	ADI-950-151	ADI-950-150	ADI-950-160	ADI-950-171	ENZ-ACC106
			ADI-950-141					



Global Headquarters
ENZO LIFE SCIENCES, INC.
10 Executive Blvd.
Farmingdale, NY 11735
Ph: 800.942.0430
Fax: 631.694.7501
info-usa@enzolifesciences.com

European Sales Office
ENZO LIFE SCIENCES (ELS) AG
Industriestrasse 17
CH-4415 Lausen, Switzerland
Ph: +41 61 926 8989
Fax: +41 61 926 8979
info-eu@enzolifesciences.com

LOCAL EUROPEAN OFFICES

Benelux
Enzo Life Sciences BVBA
Frankrijklei 33 – Bus 31
BE-2000 Antwerpen
Belgium
Ph: +32 3 466 0420
Fax: +32 3 466 0429
info-be@enzolifesciences.com

France
Enzo Life Sciences (ELS) AG
Branch Office Lyon
13, avenue Albert Einstein,
F-69100 Villeurbanne, France
Ph: +33 472 440 655
Fax: +33 437 484 239
info-fr@enzolifesciences.com

Germany
Enzo Life Sciences GmbH
Basler Strasse 57a
DE-79540 Lörrach
Germany
Ph: +49 7621 5500 526
Fax: +49 7621 5500 527
info-de@enzolifesciences.com

Netherlands
Enzo Life Sciences BVBA
Postbus 47
NL-4940 AA Raamsdonksveer
Netherlands
Ph: +32 3 466 04 20
Fax: +33 437 484 239
info-nl@enzolifesciences.com

UK & Ireland
Enzo Life Sciences (UK) Ltd.
1 Colleton Crescent
Exeter EX2 4DG
Ph: 0845 601 1488 (UK customers)
Ph: +44 1392 825900
Fax: +44 1392 825910
info-uk@enzolifesciences.com

For local distributors and detailed product information visit us online:
www.enzolifesciences.com